

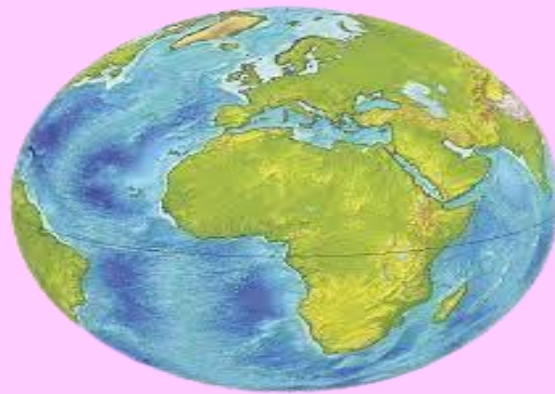


St. Anthony's High School Faisal Town
Lahore



Class 1: Holidays Homework Project

Theme: My Amazing World.



Name: _____

Class: _____ Section: _____

Admission. No. _____

To,

The Parents,

1. This booklet contains summer vacation homework for 2024: projects and worksheets.
2. Vacation homework is designed to keep the children usefully engaged connecting the book knowledge with practical life.
3. The work is designed under the following formats based on activities
 - a) Thematic work
 - Or
 - b) Intergraded work
 - Or
 - c) Projects
4. Parents are requested to support, guide and provide inexpensive material required to complete the work.
5. The work given is to develop skills, innovation and creativity, the work done by anybody except the students will not be checked.
6. Where necessary instructions are given to the child and to the parents to guide and support the child in completing work.
7. The summer vacation homework suggests visiting parks, zoo, and other educational and recreational locations for activities.
8. We hope this exercise will help children and parents to spend some quantity time together, which they miss during the school days and turn the learning into a joyful experience. Hence we plan the event meaningfully.
9. Do not use expensive material.
10. Where necessary Students Learning Outcomes (SLO's) are mentioned before the activity.
11. Students are expected to be engaged for about 50 hours to complete the entire vacation homework.
12. Make a permanent work place and work time, this will help you bring discipline into your work routine.
13. All the home work should be submitted on 7th, 8th and 9th of August 2024.
14. Please compile all the projects and worksheets in the form of a booklet with the name of the students, admission number, and class mentioned clearly on the cover page. Kindly get the colored print of the cover page.
15. Do collect the receipt of the submitted homework.
16. In case of any delay, submit your homework with an application to the coordinator.
17. Any changes to the above will be intimated to you through the website/FB



St. Anthony's High School Faisal Town Lahore
Class One: Theme-based Holiday Homework



Theme: My Amazing World.

English

My Amazing World: Holiday Homework Adventure!

SLOs:

Students will be able to create an adventure book.

Activity:

Get ready for a fantastic adventure! This holiday, we're going to explore the amazing world YOU live in. Let's create a special book all about it.


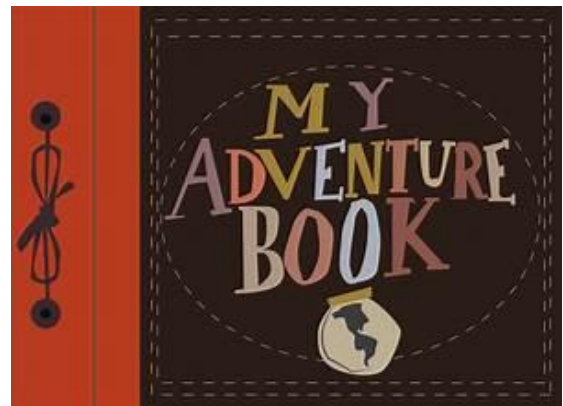
Materials:

- A4 papers (different colors are fun!)
- Crayons, markers, or colored pencils
- Scissors
- Stapler (help from a grown-up might be needed)
- Optional: Stickers, glitter, or other decorations

Instructions:

Here's your exciting mission:

1. **My World, My Colors:** Think about all the amazing things you see in your world. What are your favorite colors? Use A4 paper to create different pages for your book. Each page can be of different color to represent something special in your world.
2. **Let's Draw!:** On each colored page, draw a picture of something you love in your world. It could be your favorite toy, a cuddly pet, a yummy snack, a fun place to play, or even your family!
3. **Tell Your Story:** Underneath each picture, you can write a simple sentence about what you drew. Maybe you can say, "I love to play with my red ball!" or "My fluffy cat is so soft!" If you're not quite ready to write, you can ask a grown-up to help you write a word or two.



4. **Putting it Together:** Once you have all your pictures and sentences, it's time to assemble your book! Stack the pages together neatly. With a grown-up's help, staple the pages on the side to make a beautiful book.
5. **The Grand Finale:** Decorate your book's cover! You can draw a picture of yourself, write "My Amazing World" in big letters, or use stickers and glitter to make it sparkle.
6. **Remember:** Don't be shy to use all your creativity! Your world is unique, so let your imagination shine through. Once your book is finished, share it with your family and friends! Tell them all about the amazing things you love in your world. **Have a fantastic holiday filled with creativity!**

Writing practice

15 pages (English) (2-3 lines from Radiant Way)

Instructions:

Use foolscap sheets of 4 lines for writing practice and follow school handwriting pattern.

Story Time.

Read any one bed time stories from the given list and find out ten nouns and verbs and write. (use four-line foolscap sheet for nouns and verbs).

The fox and the grapes.

The hare and the tortoise

The lazy donkey

Two wise goats.

Vocabulary Words:

Instructions:

Learn the given words and use any 20 words in the sentences (use foolscap sheets).

happy, sad, angry, funny, sleepy, January, Saturday, February, small, clean, dirty, open, close, December, September, Fluffy, Spiky, shiny, striped, spotted, bumpy, soft, loud, quiet, squishy, yummy, stinky, heavy, light, sweet, jump, run, play, sing, dance, draw, read, important, noisy, family, breakfast, dinner, morning, evening, afternoon, lunch, straw, scarecrow, courage.


Journal writing:

Journal writing is done to enhance the creative writing skills among children. It could be about:

- Special occasion / experience in the past day
- Something new / a gift you received.
- Feelings about your pet.
- Your favorite toy
- Experience about a day spent outside. (visit to a relative/ friend.....)
- Any cartoon or movie character you like.
- Birthday.
- About your favorite food/ book.
- What made me happy/ sad?
- Any unique observation.

Instructions:

Write a journal twice a week. You can draw a picture as well. (Use a small diary for journal writing. You can cover it with a colored paper and make it presentable.)



Mathematics

SLOs

- Students will learn how to allocate time for different activities within a day, understanding the importance of time management for a balanced lifestyle.
- Students will recognize the significance of spending quality time with family members, fostering stronger bonds and communication skills.

Materials:

A4 sheets

Activity:

Family Schedule:

- Create a schedule for a day with various family activities like breakfast, chores, playtime, and dinner on A-4 sheet.
- Assign a duration (in minutes) to each activity.
- Students can use addition to find out the total time spent on activities.
- Then, they can subtract this from the total time in a day to see how much free time is left.

Breakfast	How did I help mama...?	playtime	Dinner
Time Spent			
Free time			

Science

SLOs:

Students will be able to observe and appreciate the beauty and the wonders of their amazing world.

Activity:

Create a "Nature's Treasure Box" and observe the wonders of the Earth!

Materials:

Shoebox

A4 paper (different colors)

Crayons, markers, or paints

Scissors

Glue stick

Magnifying glass (optional)

Decorating the Box:

Help your child decorate the box using A4 paper, paint, or markers

Treasure Hunt:

Take your child on a nature walk (park, backyard) to collect the natural treasures. Discuss the different properties of each item.

Natural Treasures (Collect with adult supervision):

Colorful leaves, different types of seeds, colorful feathers, sand, soil, pebbles, flowers, parts of a plant.

Back home, help them sort and categorize their treasures.

Treasure Box Exploration:

Place all the collected items in the decorated box and label them.

Encourage your child to explore the treasures using their senses. Have them describe what they see, feel, smell, and hear. Encourage them how can they protect their amazing world like stop wasting water, turn off the lights, keep your surrounding clean. Make a drawing on A4 paper about ways of protecting the earth. Put this paper in the treasure box.

Use the magnifying glass (optional) to observe the details of leaves, seeds, and interesting textures.

Safety Note: Always wash hands thoroughly after handling natural materials from outside.

Presentation.

After holidays students will share their treasure box and drawing with their class fellows and describe their adventure of treasure hunt.

Computer

Activity: Create a Digital Scrapbook

SLOs: To cultivate creative thinking and develop basic computer skills using MS Paint

Materials Needed:

-MS paint

- Images, clip arts, and text related to the topic "My Amazing World"

Instructions:

1. Gather your thoughts on "My Amazing World" and draw something on MS paint
2. Encourage students to draw pictures, symbols, and words that represent their amazing world. They can include things they are passionate about, their dreams, hobbies, or places they love
3. Printout the picture and create digital scrapbook

Art

Activity: Earth Collage

SLOs:

Students will create a collage representing Earth by pasting small cut-outs of blue and green colored sheets onto an A4 size white computer sheet, fostering creativity.

Instructions:

"Create a collage showcasing Earth's beauty by pasting blue and green cut-outs on an A4 sheet, representing oceans and landmasses respectively. Have fun exploring and expressing your creativity

اسلامیات:

حاصلاتِ تعلم: دعائیں یاد کریں گے

اللہ تعالیٰ کی عطا کردہ نعمتوں کا شکر ادا کریں اور یہ دعائیں یاد کریں

1 اللہ تعالیٰ کا شکر ادا کرنے کی دعا

2 بارش کی دعا

انہیں یہ دعائیں پڑھنے کی ترغیب دیں

اردو

سرگرمی :

سوال نمبر – دئیے گئے الفاظ املا کے لیے یاد کریں

دن، روشنی، جمع، عیدی، سیدھی، جانب، سنوارے، موڑ، بارش، پیدا، ہوا، برساتا، شکر، مبارک، گلے، صبح، گھر، ماموں، بعد، بھائی، شام، کھلونے، خیال، غلطیاں، سکول، روتا، بوم ورک، مانو، جیب، میٹھا، سبزیاں، صحت، شوق، سیب، مور، گانا، تارے، بال، گلی، رحمت، ہمت، عزت، دولت، برکت،

گواہی، رب، شان، اناج، احترام، کسان، مرمت، خاک، رونق،

حاصلاتِ تعلم: اپنے خیالات، جذبات اور احساسات کا اظہار کر سکیں۔

عنوان، میری حیرت انگیز دنیا

اپنے خاندان کے ساتھ فن سٹی جانے کا منصوبہ بنائیں اور وہاں سے دس اسم چن کر لکھیں جو آپ نے دیکھے ہیں ہوں۔ والدین کے ساتھ

تصویریں بنائیں اور پانچ جملے ایسے بنائیں جن میں فعل کا استعمال ہو۔

یاد گار تصاویر کو اے فور سائپر چسپاں کریں۔

نظم حمد، نعت اور تتلی زبانی یاد کریں۔ شکریہ

Holiday Homework Worksheet



St. Anthony's High School Faisal Town Lahore



English

Syllabus A/B

HHW Worksheet#: 1

Class: 1 A/B

Name: _____ Admission # _____ Date: _____

Circle the plurals and underline the names of places in the given sentences.

1. They are clever boys.
2. These are big boxes.
3. She lives in a village.
4. The birds are singing a lot.
5. There are orange trees in their houses.
6. We visited the zoo.
7. I have big dolls.
8. She likes to eat cake and pizza.
9. My mother went to different markets.

Complete the given sentences with the correct nouns.

Who am I?

(banana, watermelon, parrot, chair, cow)

1. I am made of wood. You sit on me. I am a _____.
2. My feathers are green. I can fly and talk. I am a _____.
3. I am an animal. I give you milk. I am a _____.
4. You must peel me. My skin is yellow. My flesh is soft and light yellow. I am a _____.
5. I am green from outside and red from inside. You eat me in the summertime. I am a _____.



English

Syllabus A/B

HHW Worksheet#: 02

Class: 1 A/B

Name: _____ Admission # _____ Date: _____

Circle the verbs and underline the nouns in the given sentences.

1. He is hopping like a rabbit.
2. I eat an apple every day.
3. We walk to the playground after school.
4. The teacher reads the story in the class.
5. I saw many parrot in the sky.
6. I always bring lots of books in school.
7. They talk too much in the class.
8. Polly likes to fly in the sky.

Write the feminine of the given masculine.

Masculine	Feminine
husband	

wizard

grandfather

uncle

son

lion

cock

nephew

king

prince



English

Syllabus A/B

HHW Worksheet#: 03

Class: 1 A/B

Name: _____ Admission # _____ Date: _____

Instruction:

Read pages 14 -19 from “The Radiant Way” and answer the given questions.

Make three more words with the given words (Rhyming words)

King			
Sink			
Song			
Bank			
Sent			

Q. Why did Winkie Wee run off to the king?

Q. Why did Fairy Queen send a big Spider?

Q. How did Spider frighten Little Miss Muffet?

Q. What did the spider do when Miss Muffet go?



English Syllabus A/B

HHW Worksheet#:4

Class: 1 A/B

Name: _____ Admission # _____ Date: _____

Instruction:

Read pages 20-23 from “The Radiant Way” and answer the given questions.

Make three more words with the given words (Rhyming words)

Back			
Kick			
Rock			
Wish			
Neck			

Q. Whose Mother send for the doctor?

Q. How does Jack go to the market?

Q. Write and draw the things that Jack's father and mother was selling at the market.

Jack's Father sells	Jack's Mother sells



English

Syllabus A/B

HHW Worksheet#: 05

Class: 1 A/B

Name: _____ Admission # _____ Date: _____

Instruction:

Use words from the box to create a short story about your favorite pet.

play, cute, jumps, likes, eats, food, sleeps, happy, color,
name, fur,

My Favorite Pet

Draw a picture of your favorite pet.



Name: _____ Admission # _____ Date: _____

Write down before after and between missing numbers.

	23	
--	----	--

3		5
---	--	---

40		42
----	--	----

	57	
--	----	--

	62	
--	----	--

23		25
----	--	----

24		26
----	--	----

	33	
--	----	--

	16	
--	----	--

41		43
----	--	----

94		96
----	--	----

	59	
--	----	--

	61	
--	----	--

4		6
---	--	---

6		8
---	--	---

	55	
--	----	--

	83	
--	----	--

16		18
----	--	----



Name: _____ Admission # _____ Date: _____

Write the following numbers in words



44 _____ 78 _____

28 _____ 86 _____

75 _____ 36 _____

19 _____ 22 _____

97 _____ 55 _____

62 _____ 33 _____

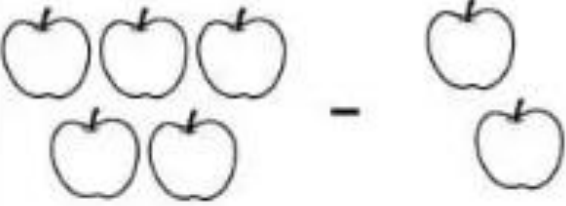


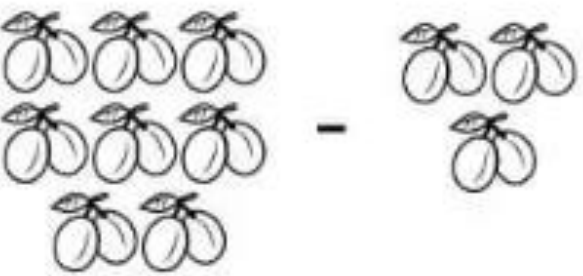
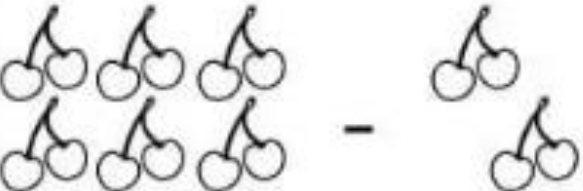
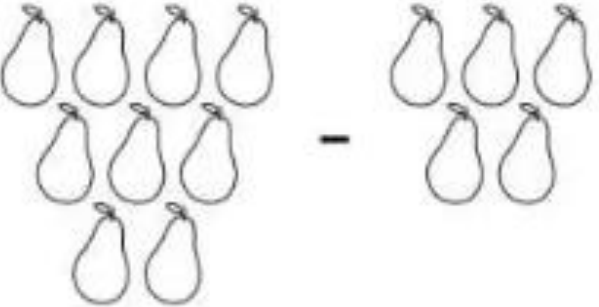
84 _____ 66 _____



Math Syllabus A/B Concept: subtraction problem HHW Worksheet#:03 Class: 1A/B

Name: _____ Admission # _____ Date: _____


Count the group and solve the subtraction problem.

 $\square - \square = \underline{\quad}$	 $\square - \square = \underline{\quad}$
 $\square - \square = \underline{\quad}$	 $\square - \square = \underline{\quad}$
 $\square - \square = \underline{\quad}$	 $\square - \square = \underline{\quad}$



Name: _____ Admission # _____ Date: _____

How much should they pay?



Rita

Ball	
Crayon	
+	
TOTAL	

Ram

Plane	
Brush	
+	
TOTAL	

Seema

Brush	
Pencil	
+	
TOTAL	

Andrew

Crayon	
Ball	
+	
TOTAL	



Name: _____ Admission # _____ Date: _____

Write = < or > in the spaces below.

1. 10 _____ 15

9. 34 _____ 34

2. 23 _____ 30

10. 15 _____ 15

3. 28 _____ 18

11. 21 _____ 36

4. 35 _____ 11

12. 39 _____ 27

5. 16 _____ 45

13. 14 _____ 40

6. 33 _____ 20

14. 41 _____ 24

7. 35 _____ 48

15. 12 _____ 12

8. 22 _____ 19

16. 42 _____ 13



Science

Syllabus A/B

HHW Worksheet #: 1

Class: 1 A/B

Name: _____ Admission # _____ Date: _____


Mark made a plant wristband. Stick different parts of a plant on it. Draw lines to label the parts of the plant.

Flower

Leaf

Roots

Stem



Design your own plant. Label the parts of your plant Name your plant.





Science

Syllabus A/B

HHW

Worksheet#: 02

Class: 1 A/B

Name: _____ Admission # _____ Date: _____

John and Sara looked for plants in their garden.

Go on a plant hunt in your garden

Use magnifying glass.

Draw three plants that you find

Name the plants and label the parts




Draw three plants and label them.



Name: _____ Admission # _____ Date: _____

Planet Earth

Crossword Puzzle



Across	Down
4. We have flowers, fruits, vegetables, and other _____ in our garden.	1. We need _____ and take care of the Earth.
5. We live on planet _____.	2. Dogs and cats are types of _____.
6. Reduce, Reuse, _____.	3. Plants, trees and birds are a part of _____.
7. Together we can _____ the Earth.	7. The _____ is so bright I have to wear dark glasses.

Words. Animals sun planet Earth love nature save recycle



Name: _____ Admission # _____ Date: _____

Q. 1 Encircle the machines in the following pictures



Q. 2: See the picture and name the place where computer is being used



1. S C _ _ _ _

2. S _ _ _

3 H _ _ s _ _ _ A _

4 A _ _ P _ _ _





Subject: Computer

Syllabus: A and B


HHW Worksheet # 2

Class: 1A/B

Name: _____

Admission # _____ Date: _____

Q. 1 Label the computer and its parts



KEYBOARD

CPU

MOUSE

MONITOR

PRINTER



Holiday Homework Class-3

Art Syllabus A/B

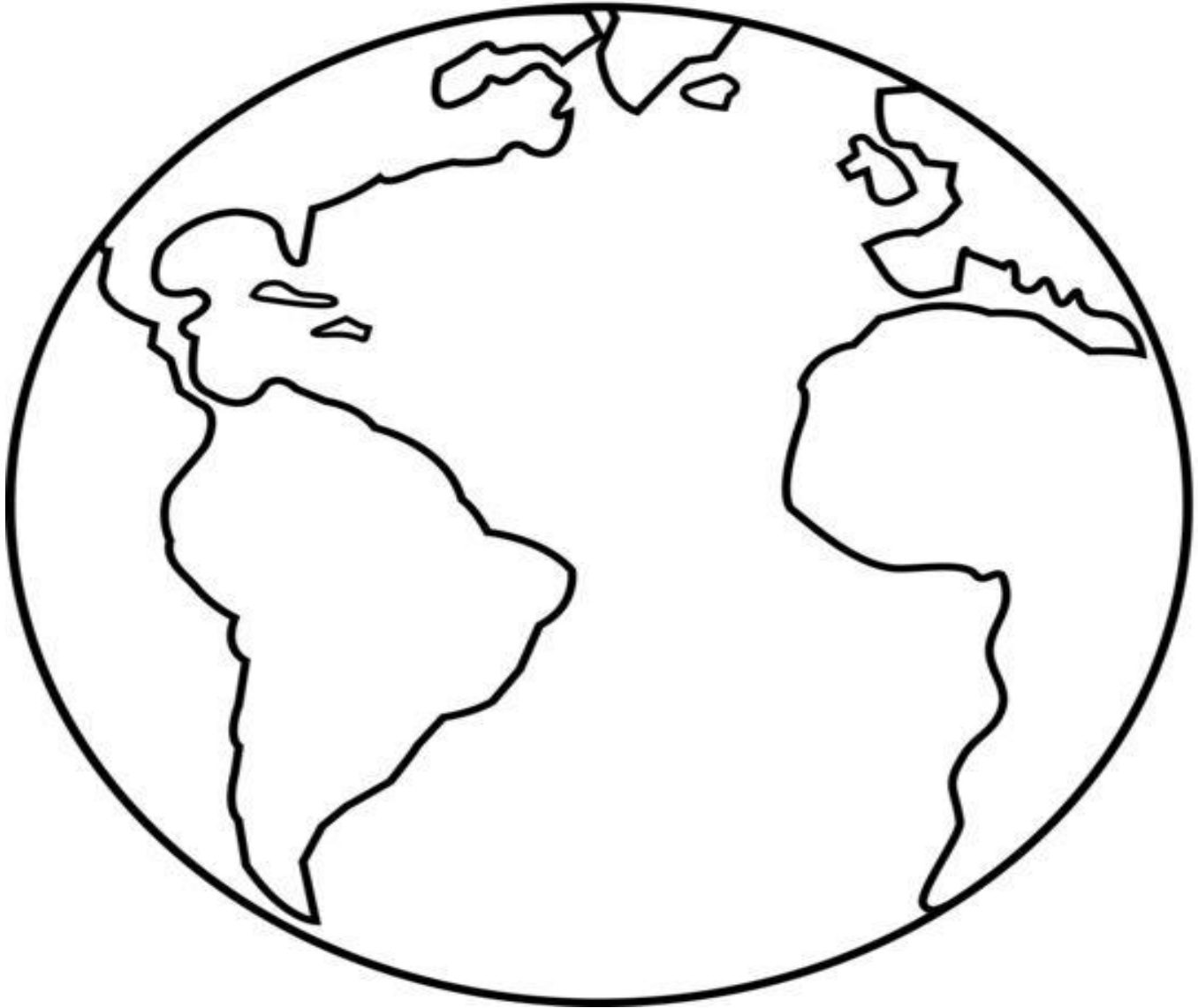
HHW Worksheet#: 01

Class: 1 A/B

Name: _____ Admission # _____ Date: _____

Make a collage of Earth on an A4 size white computer sheet. Paste small cutouts of blue and green colored sheets.

My Beautiful Planet





Name: _____ Admission # _____ Date: _____

Activity: Beautiful pumpkin from paper

Students will cut out ovals and a rectangle, paint them in favorite pumpkin colors, and layer them with glue to create a pumpkin-themed artwork. Adult supervision is advised for cutting, and students are encouraged to enjoy the process

SLO: Create a pumpkin-themed art project to promote creativity, fine motor skills, and enjoyment in crafting.

Instructions:

- a. Cut out five ovals and the rectangle
- b. Children will cut out six ovals and the rectangle
- c. Paint them your favorite pumpkin colors.
- d. Using a glue stick, stick the ovals almost halfway on top of each other. The tighter they are, the smaller the final artwork will be.
- e. Adult supervision is required with cutting.
- f. Need more help? Watch video below. Have fun
- g. There is no right and wrong way to do craft work. Every project is a learning activity. Enjoy doing it and share your work with us.





St. Anthony's High School Faisal Town Lahore



اردو : ورک شیٹ نمبر 1 (لیٹریچر) سلیبس: اے جماعت: اوّل – اے/بی

نام: _____ داخلہ نمبر: _____ تاریخ: _____

ضروری ہدایات:

۱۔ تحریری کام صفائی سے کریں اور کام لکھتے ہوئے تاریخ، دن اور حاشیہ ضرور لگائیں۔

۲۔ لکھائی کرتے ہوئے ہمیشہ خوشخطی کا خیال رکھیں۔

۳۔ تمام تحریری کام اردو کے صفحات یا اردو کی الگ کاپی کا استعمال کریں۔

ہدایات برائے والدین:

۱۔ چند سرگرمیوں میں والدین کی معاونت درکار ہے۔

۲۔ والدین سے التماس ہے کہ طلباء کی لکھائی کو بہتر اور خوشخط لکھنے میں رہنمائی کریں۔ شکریہ
سوال نمبر 2- دیئے گئے الفاظ کے معنی اردو لغت میں سے تلاش کریں اور الفاظ کو اپنے جملوں میں بھی استعمال کریں۔

اُگاتا، شکر، سیدھی، راہ، مالک، خدمت، ممانی، جمع، شور، نرمی، بادشاہ، ادب، پھنس، آزاد، جذبہ،
سوال نمبر 1- 2 سے 10 تک گنتی ہندسوں اور الفاظ میں لکھیں۔

ہندسے	الفاظ	الفاظ	ہندسے
2	دس		
7	دو		
8	چار		
9	ایک		

سوال نمبر 2- اللہ تعالیٰ کی بنائی 5 چیزوں کے نام لکھیں۔ اور تصاویر بھی چسپاں کریں۔

سوال نمبر 3- اچھے بچے سب کے ساتھ کیسے پیش آتے ہیں؟ 5 جملے لکھیں۔

سوال نمبر 4- جنگل کا بادشاہ کون ہے؟ 10 جنگلی جانوروں کے نام لکھیں اور تصاویر بھی لگائیں۔



اردو : ورک شیٹ نمبر 2 (لیٹریچر) سلیبس: اے
جماعت: اوّل

نام:----- داخلہ نمبر: ----- تاریخ:-----

سوال نمبر 1: سوالات کے جوابات دیں۔

1- علامہ اقبال کون تھے؟

2- آپ کو کس رنگ کی تتلی پسند ہے؟

3- علامہ اقبال کب اور کہاں پیدا ہوئے؟

4- علامہ اقبال کا انتقال کب ہوا؟

سوال نمبر 2- شیر اور چوہا کی کہانی سے آپ نے کیا سبق سیکھا ہے اپنے الفاظ میں لکھیں۔

سوال نمبر 3- دُرست الفاظ لگا کر خالی جگہ پُر کریں۔

پُھول، شکر، اللہ، بارش

1- _____ تو ہے سب سے بڑا، پھل اور _____ اُگاتا ہے

3- _____ بھی برساتا، کرتے ہیں ہم _____ ادا



اُردو : ورک شیٹ نمبر 3 (گرائمر) سلیبس: اے
جماعت: اوّل اے / بی

نام:----- داخلہ نمبر:----- تاریخ:-----

تخلیقی لکھائی

دئیے گئے ذخیرہ الفاظ کی مدد سے پانچ سطریں تخلیقی لکھائی لکھیں۔ اور تصویر بھی چسپاں کریں۔
پسندیدہ کھلونا

ذخیرہ الفاظ

گڑیا، گاڑی، بہت، رنگ،، خوب صورت، تیز، لال، نیلا، کس نے دیا، کیوں
پسند ہے۔



St. Anthony's High School Faisal Town Lahore



اردو : ورک شیٹ نمبر 4 (گرائمر) سلیبس: اے
جماعت: اول اے / بی

نام: _____ داخلہ نمبر: _____ تاریخ: _____

سوال نمبر 1- عبارت میں خط کیشده الفاظ کے متضاد لکھیں؟

چھٹی کا دن تھا۔ صبح سے آسمان پر بادل چھائے ہوئے تھے۔ دوپہر کے وقت تیز بارش برسنے لگی۔
بارش کے کچھ دیر بعد آبا جان گھر سے باہر نکلے۔

انہوں نے دیکھا کہ بارش کا پانی گلی میں کھڑا تھا۔ انہوں نے محلے کے کچھ لوگوں کو باہر بلایا تا کہ
سب مل کر گلی میں کھڑا پانی نکال سکیں۔

سوال نمبر 2- ایک ہفتے میں کتنے دن ہوتے ہیں؟ نام لکھیں

سوال نمبر 3- ایک سال میں کتنے مہینے ہوتے ہیں نام لکھیں اور آپ کی سالگرہ کس مہینے میں آتی ہے
مہینہ کا نام لکھیں اور اپنی سالگرہ کس طرح مناتے ہیں چند سطروں میں بیان کریں۔

سوال نمبر 4- دیے گئے لفظوں کو الف بائی ترتیب سے لکھیں۔

مور، شاخ، تارے، وقت، ایک، بلی، لوگ، دھات، رابطہ، چیز

سوال نمبر 5- دئیے گئے واحد کے جمع لکھیں۔

واحد	جمع	واحد	جمع
باجا		کیلا	
جوتا		تارا	
جالا		طوطا	



گرمیوں کی تعطیلات کا کام

جماعت: اول اے / بی

ورک شیٹ نمبر 5 سلیبس: بی

اُردو

نام: _____ داخلہ نمبر: _____ تاریخ: _____

سوال 1 ہر تصویر دیکھیں اور اُس کے نیچے واحد یا جمع لکھیں۔























سوال 2- دئیے گئے حروف کو الگ کر کے لکھیں۔ آخری حروف سے نیا لفظ بنائیں۔
چیتا _____، جمعات _____، انیس _____، شیر _____

غریب _____، تیر _____، مکٹری _____، جالی _____

لڑکی _____، کیل _____، چیل _____

سوال 3- حروف تہجی کو ترتیب سے لکھیں۔

ف	ع	غ			
ک	ق	گ			
ن	ل	م			
ڑ	ر	ز			

سوال 4- دئیے گئے مذکر کے مونث اور مونث لکھیں۔

مذکر	مونث	مذکر	مونث
	بہن		
چچا			دادی