



St. Anthony's High School Faisal Town Lahore

Class Prep: Holiday Homework Project



Name: _____

Class: _____ Section: _____

Admission. No. _____

To,

The Parents,

1. This booklet contains summer vacation homework for 2024: projects and worksheets.
2. Vacation homework is designed to keep the children usefully engaged connecting the book knowledge with practical life.
3. The work is designed under the following formats based on activities
 - a) Thematic work
 - Or
 - b) Intergraded work
 - Or
 - c) Projects
4. Parents are requested to support, guide and provide inexpensive material required to complete the work.
5. The work given is to develop skills, innovation and creativity, the work done by anybody except the students will not be checked.
6. Where necessary instructions are given to the child and to the parents to guide and support the child in completing work.
7. The summer vacation homework suggests visiting parks, zoo, and other educational and recreational locations for activities.
8. We hope this exercise will help children and parents to spend some quantity time together, which they miss during the school days and turn the learning into a joyful experience. Hence we plan the event meaningfully.
9. Do not use expensive material.
10. Where necessary Students Learning Outcomes (SLO's) are mentioned before the activity.
11. Students are expected to be engaged for about 50 hours to complete the entire vacation homework.
12. Make a permanent work place and work time, this will help you bring discipline into your work routine.
13. All the home work should be submitted on 7th, 8th and 9th of August 2024.
14. Please compile all the projects and worksheets in the form of a booklet with the name of the students, admission number, and class mentioned clearly on the cover page. Please get the colored print of the cover page.
15. Do collect the receipt of the submitted homework.
16. In case of any delay, submit your homework with an application to the coordinator.
17. Any changes to the above will be intimated to you through the website/ FB



St. Anthony's High School Faisal Town Lahore




English Syllabus A/B Concept: Coloring HHW Worksheet#:01 Class: Prep A/B

Name: _____

Admission # _____

Date: _____

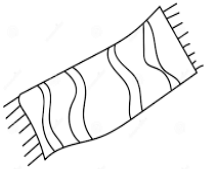
1. Colour the picture and write its name.

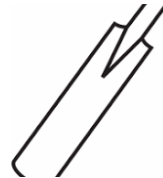



























Name: _____

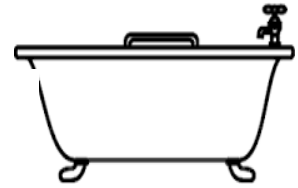
Admission # _____

Date: _____

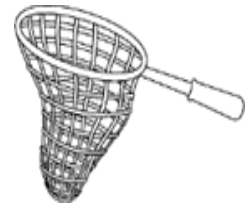
1. Form sentences by using 'that is....'


Eg. *That is a dog.*
















Name: _____

Admission # _____

Date: _____

1. Write **a** or **an**.



_____ apple



_____ bear



_____ umbrella



_____ carrot



_____ duck



_____ fish



_____ frog



_____ elephant



_____ snake



_____ rabbit



_____ orange



_____ ice-cream



Name: _____

Admission # _____

Date: _____

1. Write a/an.













2. Circle 'a' and 'an' in the sentences.

This is a bag.




That is an umbrella.



This is a book.



That is an orange.



This is a jug.





Name: _____

Admission # _____

Date: _____

1. Read out the words in each row and circle the odd one.

| | | | |
|-----|-----|-----|-----|
| met | set | let | win |
| tap | dot | map | lap |
| lip | hip | sip | won |
| mat | dog | fog | jog |
| bug | pig | rug | mug |
| bad | mad | had | wet |
| ten | mat | hen | pen |

2. Circle the rhyming words.

| | | | | |
|-----|------|-----|-----|------|
| fun | top | ten | hat | sun |
| top | fit | pop | mob | set |
| cat | tin | rat | nut | bun |
| tin | sail | cat | pin | road |
| vet | cat | set | pop | bit |



St. Anthony's High School Faisal Town Lahore



English Syllabus A/B Concept: Usage of this/these/those HHW Worksheet#:06 Class: Prep A/B

Name: _____

Admission # _____

Date: _____

Form sentences by using '*this, these or those*'









Name: _____

Admission # _____

Date: _____

Fill in the missing letter.



v _ _ n



h e _ _



b e _ _ _



_ _ u n



p _ _ g



b _ _ g



_ _ r e e



b a _ _ _



_ _ a k e



d r _ _ _



b _ _ k



s _ _ n



Name: _____ Admission # _____ Date: _____

1. Write the plural of each word by adding 's'

cup

girl

pot

duck

mat

pin

hut

star




Name: _____ Admission # _____ Date: _____

1. Word search of body parts.



2. Solve the puzzle with the help of the pictures and read each word loud.





Name: _____

Admission # _____

Date: _____

At the park

Ben is at the park. His dog, Sam is at the park, Ben

rides his bike and plays with

Sam, ben sees the ducks in the pond.

They are so cute and funny!



Read and write the words with same vowel sound from the given sentences.

a

e

i

o

u

Instructions for holiday's homework

- The given homework is planned to reinforce the work that students have done in the class.
- Parents are requested to guide the child to complete the work themselves. The work done by the elders will not be accepted.
- Please encourage the child to write date and day correctly as taught in the class.
- Please encourage the child to write his/her name.
- Use lead pencil only for written work.
- Please encourage children to write joining hand writing as they write in the class.
- Do not teach any other handwriting pattern except the one taught in the class.
- Please encourage your child to do the work neatly.
- Marks will be deducted for not using school handwriting pattern and correct formation of letters.
- Read the following from the book *The Radiant Way* pages 6 to 14
- Do encourage your child to read the sentences and word on his/her own.
- Keep your school books and copies neat and tidy.
- Kindly compile the homework in a book form.

Do encourage them to practice the life skills taught in the class.

- Submit holidays homework on the dates mentioned below.
- Homework submission date _____
- Timing _____

Name: _____

Admission # _____

Date: _____

Q.1. Fill in the missing numbers as you count from 1 to 100.

[illegible]

| | | | | | | | | | | | | | |
|--|-----------|--|--|----|----|----|--|--|----|----|--|--|--|
| | | | | | 75 | | | | 79 | 80 | | | |
| | | | | 88 | | 90 | | | | | | | |
| | 99 100 | | | | | | | | | | | | |



Name: _____



Admission # _____

Date: _____

Q. 1. Spot the differences in the picture. Put a cross on them.

Spot the difference

Find 4 differences.





Name: _____

Admission # _____

Date: _____

Q.1. Match the following and color the pictures.

6



4



10




3



1



2



8



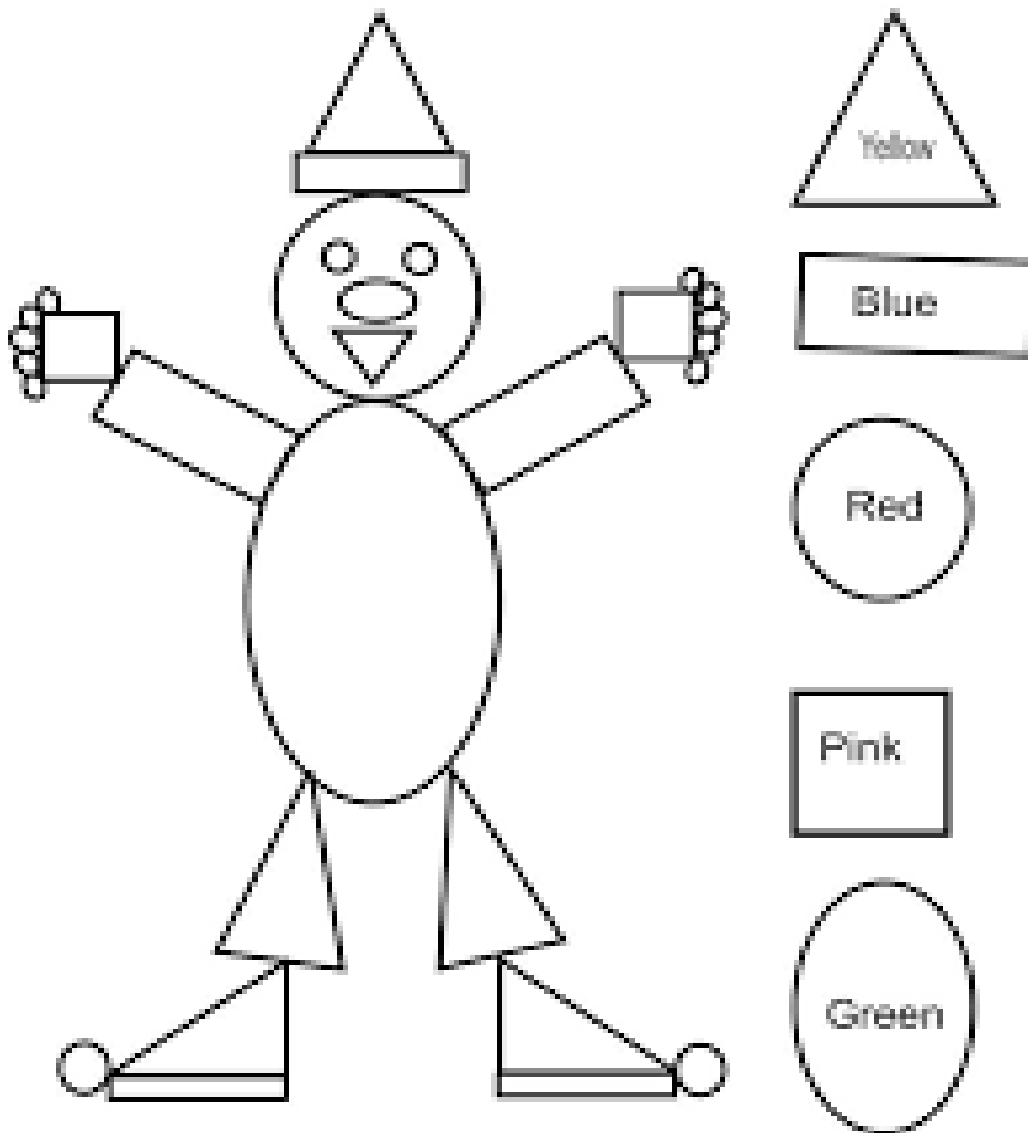


Name: _____

Admission # _____

Date: _____

Q.1. Color the clown following the directions given below:






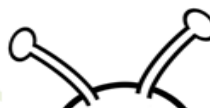


























Name: _____

Admission # _____

Date: _____

Q.1. Count backward and write from 10 – 40 in the space given below:

| | | | |
|---|---|--|---|
|  |  |  |  |
|  |  |  |  |
| 10 | 20 | 30 | 40 |
|  |  |  |  |
|  | 18 |  | 38 |
| 7 |  | 27 |  |
|  |  |  |  |
|  | 15 |  |  |
| 4 |  | 24 | 34 |
|  |  |  |  |



St. Anthony's High School Faisal Town Lahore



Maths Syllabus A/B Concept: Sequence HHW Worksheet#:16 Class: Prep A/B

Name: _____ Admission # _____ Date: _____

Q.1. Complete the number sequence.

1 2 _____ _____ _____ 6 _____ _____

9 10 11 _____ 14 _____ 16 17 _____ _____ 20

30 _____ 32 33 _____ _____ 36 37 _____ _____

50 _____ _____ 53 _____ _____ _____ _____ 59



Maths Syllabus A/B Concept: Bigger/Smaller number HHW Worksheet#:17 Class: Prep A/B

Name: _____

Admission # _____

Date: _____

Q.1. Identify the bigger and smaller number. Color the bigger number blue.

3 5 4

18 20 19

9 7 8

46 44 45

Color the smaller number red.

10 11 12

51 53 52

69 71 70

24 25 23



Maths Syllabus A/B Concept: before, after between numbers HHW Worksheet#:18

Class: Prep A/B

Name: _____

Admission # _____

Date: _____

Q.1. Identify which number comes before, between or after?

What comes before?

16

22

56

76

88

99

What comes after?

18

22

56

76

88

99

What comes between?

18

20

28

30

34

36

44

46



Name: _____ Admission # _____ Date: _____

Q.1. Search number in words 1-10. Circle the numbers in the grid and write them
On the space given below.

| | | | | | | | |
|---|---|---|---|---|---|---|---|
| D | T | T | N | H | G | V | J |
| E | W | H | L | Z | V | V | E |
| X | O | R | F | V | V | A | G |
| R | R | E | E | I | G | H | T |
| S | O | E | V | N | V | A | F |
| I | T | E | N | I | I | E | G |
| X | S | E | V | E | N | N | H |
| J | D | O | D | Z | C | J | E |
| H | F | O | U | R | X | R | T |
| W | B | W | J | O | N | E | R |



Maths Syllabus A/B Concept: Tally marks HHW Worksheet#:20 Class: Prep A/B

Name: _____

Admission # _____

Date: _____

Q.1. Count and write tally marks.

12 _____

13 _____

17 _____

11 _____

19 _____

14 _____

15 _____



Name: _____

Admission # _____

Date: _____

Q.1. Write the numbers of the following tally marks

| Tally marks | Number |
|-------------|--------|
| | |
| | |
| | |
| | |
| | |
| | |





St. Anthony's High School Faisal Town Lahore

گرمیوں کی تعطیلات کا کام

اُردو : ورک شیٹ نمبر 2 جماعت : پریپ اے / بی
نام: _____ داخلہ نمبر: _____ تاریخ: _____

حروف کو پڑھیں اور جوڑ کر لکھیں۔

_____ : با + ت

_____ : پا + س

_____ : نا + ک

_____ : کا + م

_____ : لا + ل

عملی سرگرمی: بچے اونچی آواز میں حروف کو پڑھیں گے اور انہیں جوڑ کر دی گئی جگہ پر لکھیں گے۔



St. Anthony's High School Faisal Town Lahore

گرمیوں کی تعطیلات کا کام

اے/بی

جماعت : پریپ

: ورک شیٹ نمبر 3

اُردو

نام:----- داخلہ نمبر: ----- تاریخ:-----

وہ سے جملے بنائیں ۔

باغ : مثلاً وہ باغ ہے۔

| جملے | الفاظ |
|------|-------|
| | چڑیا |
| | تنا |
| | کوا |
| | طوطا |
| | پودا |

عملی سرگرمی: بچے باغ کی سیر کے دوران دور کی چیزوں کی نشاندہی کریں گے مثلاً وہ چڑیا ہے اور یوں وہ "یہ" اور "وہ" کا فرق جانیں گے۔



St. Anthony's High School Faisal Town Lahore

گرمیوں کی تعطیلات کا کام

اُردو : ورک شیٹ نمبر 4 جماعت : پریپ اے/بی

نام:----- داخلہ نمبر:----- تاریخ:-----

آپ نے جس باغ کی سیر کی ہے اُس کی تصویر بنائیں۔

عملی سرگرمی: بچے باغ میں جا کر مختلف چیزوں کا مشاہدہ کریں گے اور اُس کی ڈرائنگ بنائیں گے۔



St. Anthony's High School Faisal Town Lahore

گرمیوں کی تعطیلات کا کام

اے / بی

جماعت : پریپ

: ورک شیٹ نمبر 5

اُردو

نام:----- داخلہ نمبر:----- تاریخ:-----

دئیے گئے دائروں میں ہندسی گنتی لکھیں۔



عملی سرگرمی: بچے باغ میں دوڑیں اور ایک سے دس تک گنتی بلند آواز سے گنیں ۔



St. Anthony's High School Faisal Town Lahore

گرمیوں کی تعطیلات کا کام

اے / بی

جماعت : پریپ

: ورک شیٹ نمبر 6

اُردو

نام:----- داخلہ نمبر:----- تاریخ:-----

دی گئی خالی جگہوں میں ایک سے دس تک لفظی گنتی لکھیں۔

عملی سرگرمی: باغ میں دس درخت گنیں اور بلند آواز سے گنتی بولیں ۔



St. Anthony's High School Faisal Town Lahore


گرمیوں کی تعطیلات کا کام

اے / بی : ورک شیٹ نمبر 7 جماعت : پریپ اُردو
نام: _____ داخلہ نمبر: _____ تاریخ: _____

"یہ" اور "وہ" سے جملے بنائیں۔



یہ _____ ہے۔



وہ _____ ہے۔



یہ _____ ہے۔



وہ _____ ہے۔



یہ _____ ہے۔

عملی سرگرمی: گھر کے اندر چیزوں کو دیکھیں گے اور بچے خود یہ اور وہ میں فرق بتائیں گے مثلاً:
یہ کیا ہے۔ وہ کیا ہے؟



St. Anthony's High School Faisal Town Lahore

گرمیوں کی تعطیلات کا کام

اے / بی : ورک شیٹ نمبر 8 جماعت : پریپ نام: _____ داخلہ نمبر: _____ تاریخ: _____

واحد کے جمع لکھیں۔

| واحد | جمع | واحد | جمع |
|------|-----|------|-----|
| تارا | | جالا | |
| باجا | | انڈہ | |
| پتا | | | |

عملی سرگرمی: والدین بچوں کی مدد کریں گے اور گھر میں موجود مختلف چیزیں دکھائیں گے مثلاً بچے کے سامنے انڈے ، آم ، آڑو وغیرہ رکھیں اور اس سے پوچھیں کہ ایک پھل کو واحد اور دو یا اس سے زیادہ کو جمع کہتے ہیں۔

سوال نمبر 2۔ الفاظ بنائیں

با _____

طو _____

تا _____

ٹا _____

عملی سرگرمی: بچے والدین کی مدد سے دیئے گئے حروف کو

مکمل کریں اور خالی خانوں میں الفاظ کے مطابق کے تصاویر بھی بنائیں۔



گرمیوں کی تعطیلات کا کام

اے/بی

جماعت : پریپ

: ورک شیٹ نمبر 9

اُردو

نام:----- داخلہ نمبر:----- تاریخ:-----

سوال نمبر 1۔ جوڑ کے توڑ لکھیں۔

| توڑ | جوڑ |
|-----|------|
| | شاخ |
| | پانی |
| | اینٹ |
| | پتا |
| | درخت |

عملی سرگرمی : والدین کی رہنمائی میں گھر میں موجود بچوں کو حروف کے نام دیں مثلاً : سمیرا کو ش کا نام دیں اور ایان کو خ کا نام دیں اور کھیل ہی کھیل میں بچے سکھیں گے۔



St. Anthony's High School Faisal Town Lahore

گرمیوں کی تعطیلات کا کام

اے / بی : ورک شیٹ نمبر 10 جماعت : پریپ اُردو

نام: _____ داخلہ نمبر: _____ تاریخ: _____

سوال نمبر 1. " آ " سے پانچ الفاظ بنائیں۔

آ _____ ، آ _____ ، آ _____

آ _____ ، آ _____

عملی سرگرمی : بچوں کے سامنے مختلف چیزوں کے نام یا مختلف الفاظ اونچی آواز سے بولیں جن کے نام آ سے شروع ہوتے ہیں۔ مثلاً آم

سوال نمبر 2. پڑھائی کریں۔

باجی بالا لا دو۔

نانی مور لے آئی۔

دادا گاڑی جوڑ دو۔

سارا آنا چاہی لانا۔

پاشا گانا گاتا ہے۔

عملی سرگرمی : بچے والدین کے سامنے اونچی آواز میں پڑھائی کریں گے۔



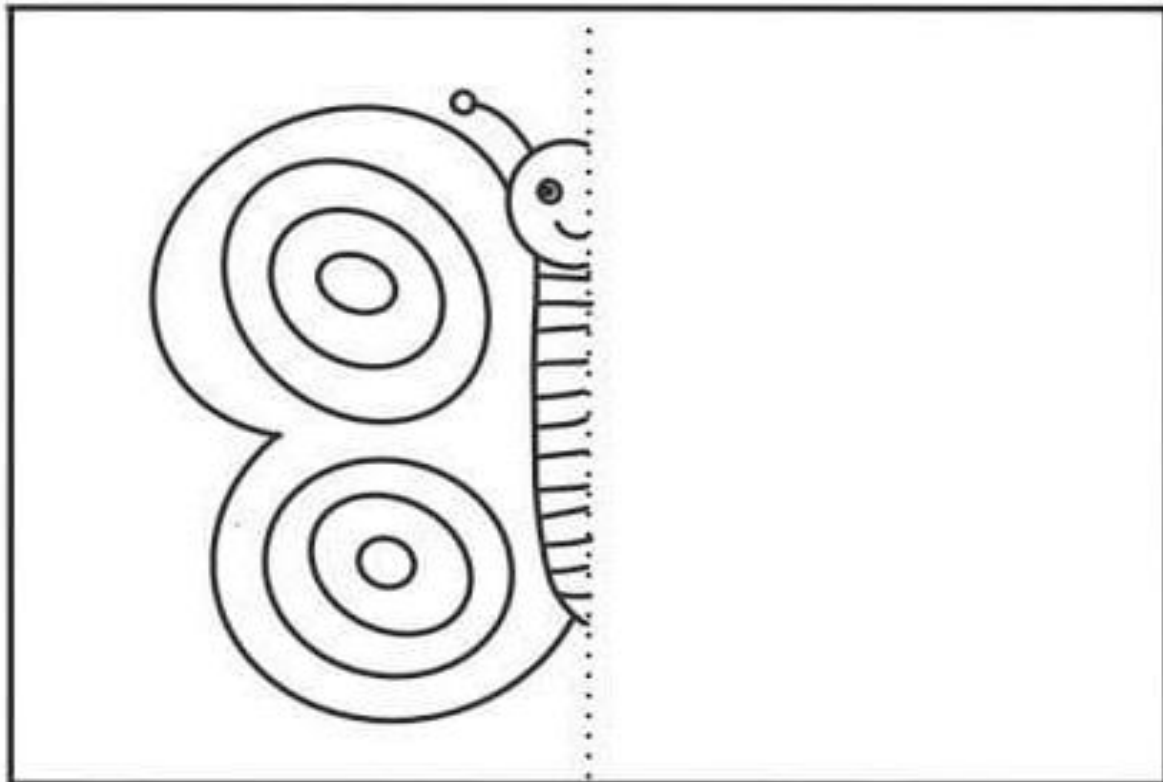

Subject: Art

Worksheet#: 1

Class: Prep A/B

Name: _____ Admission # _____ Date: _____

Q.1. Draw the other half and color it.





Subject: Art

Worksheet#: 2

Class: Prep A/B

Name: _____ Admission # _____ Date: _____

Q.1.Read and color.



1. BLUE
2. YELLOW
3. ORANGE
4. RED
5. WHITE
6. PURPLE
7. GREEN
8. BROWN
9. PINK
10. BLACK




Subject: Arts

Worksheet#: 3

Class: Prep A/B

Name: _____ Admission # _____ Date: _____

**Q.1.color the fish. Cut and make your own colorful fish as shown in picture.
and put it in a zip lock bag.**





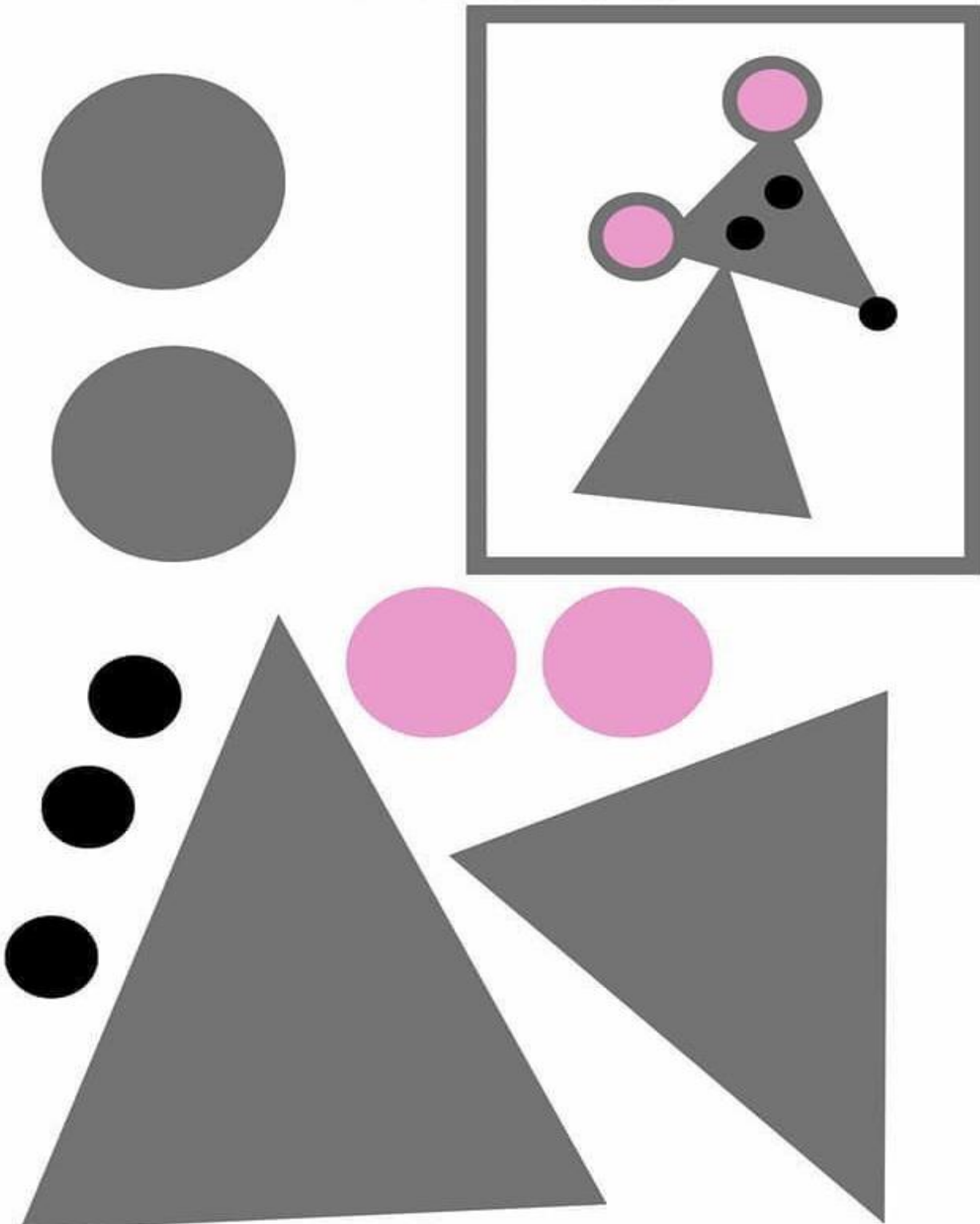
Subject: Art

Worksheet#: 4

Class: Prep

Name: _____ Admission # _____ Date: _____

Q.1. Cut the shapes and make a mouse on A4 size paper.



Art:

Materials Needed

1. ***Scissors*:** For cutting out the shapes.
2. ***Glue*:** For assembling the mouse.
3. ***Markers or Crayons*:** For adding details to the mouse.
4. ***Optional*:** Googly eyes, pipe cleaners (for whiskers), and pom-poms (for the nose).

Step-by-Step Instructions

1. *Prepare the Shapes*:

- ***Triangles*:** Cut out 2 triangles from the paper. These will be used for the mouse's ears.

- **Size:** About 1-2 inches on each side, depending on how large you want the ears to be.

- ***Circles*:** Cut out 4-5 small circles from the paper. These will be used for the mouse's body, head, and possibly additional details like eyes or nose.

2. *Assemble the Mouse*:

- ***Body*:**

- Take one of the larger triangle for mouse body

- ***Head*:**

- Glue the second larger triangle slightly overlapping the top of the body circle. This will be the mouse's head.

- ***Ears*:**

- Glue one triangle on each side of the top of the head circle. These will be the mouse's ears.

- ***Eyes*:**

- Use two small circles for the eyes. Glue them onto the head circle.

- ***Nose*:**

- Use one small circle for the nose. Glue it at the tip of the head circle.

- ***Additional Details*:**

- If you have a fifth small circle, you can use it for extra details like a spot on the body or tail decoration.

3. *Add Finishing Touches*:

- ***Draw Details*:** Use markers or crayons to add details such as pupils in the eyes, whiskers, and a mouth.

- ***Optional Decorations*:**

- Add googly eyes instead of the paper circles for a more dynamic look.

- Attach small pieces of pipe cleaner for whiskers.

- Glue a small pom-pom on the nose for a cute touch.

- Assemble a sample mouse to show the completed project on a A4 size sheet



St. Anthony's High School Faisal Town Lahore



Subject: Computer

Worksheet#: 1

Class: Prep

Name: _____ Admission # _____ Date: _____

Drawing Task 01: Apple drawing with pencil tool

Instructions:

- 1: Use a rectangle shape to draw a frame on the paint page
- 2: Use the pencil tool to draw a big apple on the paint page
- 3: Use the Text tool to type the word "apple" in the centre of apple after coloring the apple
- 4: Use text tool to type your full name on the bottom right side of paint page
- 5: Use required keyboard keys while typing on the paint page
- 6: Color the background with any light shade.



St. Anthony's High School Faisal Town Lahore



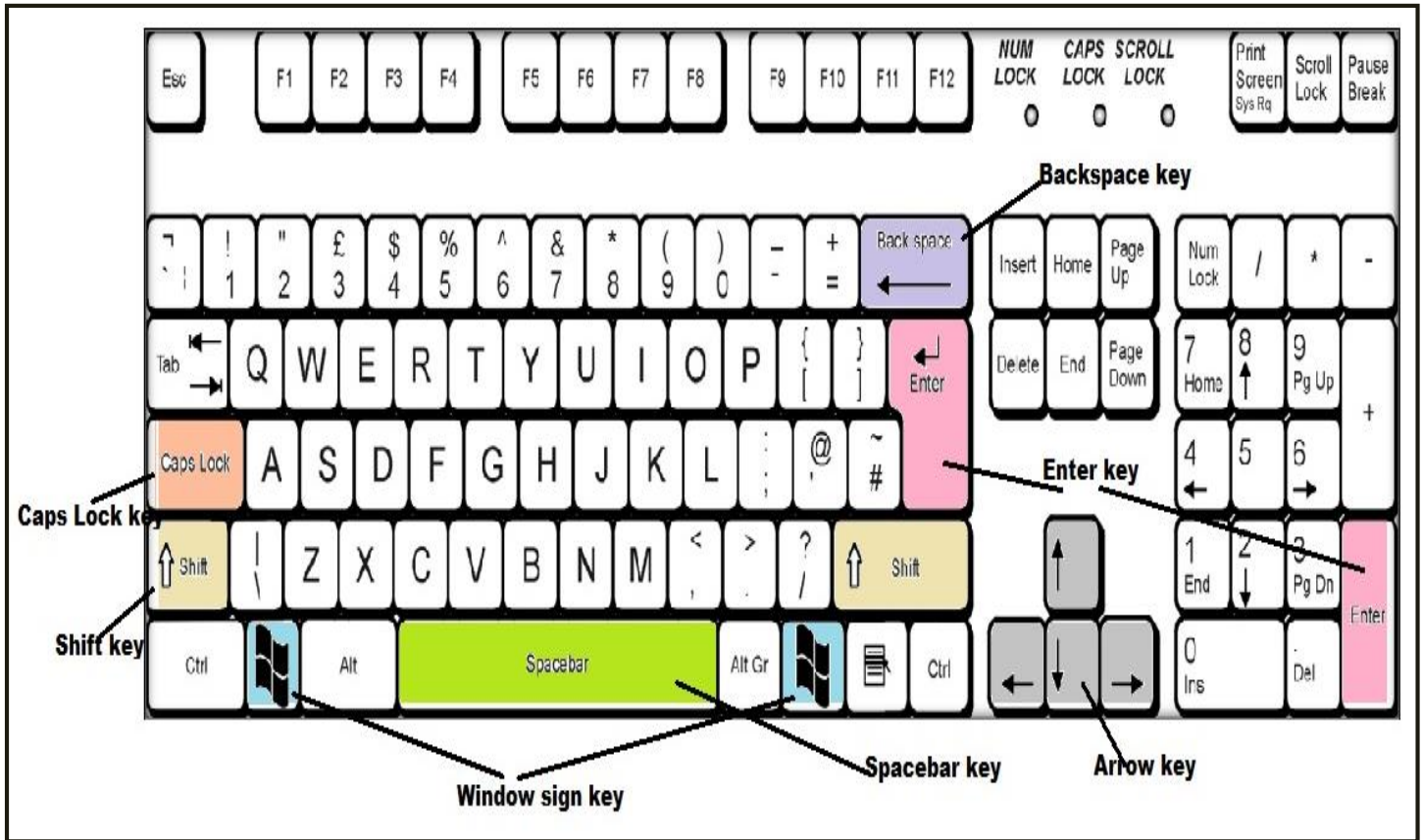
Subject: Computer

Worksheet#: 2

Class: Prep

Name: _____ Admission # _____ Date: _____

Activity: Practice of recognition of keyboard keys



Instructions:

- 1: Recognize the above mentioned keys on keyboard and their use
- 2: Recognize the place of key on keyboard, sign on the key and learn



St. Anthony's High School Faisal Town Lahore



Subject: Computer

Worksheet#: 3

Class: Prep

Name: _____ Admission # _____ Date: _____

Task 03: Hut drawing with Built-in shapes

Watch this video before drawing a house on MS paint

Objective: Practice of MS Paint tools and keyboard keys



Instructions:

- 1: Use built -in shapes for hut drawing (use of line shape for a chimney, roof and window glass)**
- 2: Use circle for sun and line shape for its rays**
- 3: Use crayon brush for grass on the ground**
- 4: Use text tool for full name typing on right side of page**
- 5: Use bucket tool (fill tool) and color box to color the hut with your favorite colors**

The child should be able to do the following things after the summer holidays:

- Recognition and names of all parts of desktop computer & laptop computer**
- Proper holding of mouse, its clicks and use of left click properly.**
- To recognize the “Mouse pointer” and “Window sign” the on computer screen to open programs.**
- How to open MS Paint from "Start menu" and icon on desktop.**

- In MS Paint child should be able to recognize the paint page, drawing bar, drawing bar tools, scroll bar
 - Independent use of built-in shapes and pencil tool for drawing on the paint page
 - Use of bucket tool and color box to color the object and background.
 - How to take colors, new shades from the edit color box ?
 - How to take a new page?
 - Use of brush tool (and options) to color the object and page
 - Use of text tool to type your full name on the paint page or any word on MS Paint page after any drawing to step in typing practice.
 - Recognition of keys on the keyboard, i.e. Window sign key, Arrow keys, Enter key (which students have already practiced).
 - Additional: Recognition of Shift key, Space bar key, Backspace key which are helpful in name typing.
-



St. Anthony's High School Faisal Town Lahore



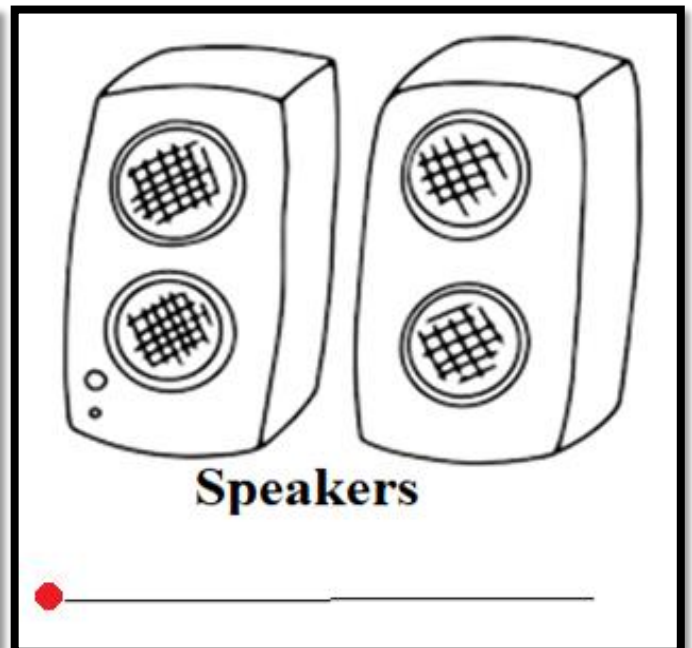
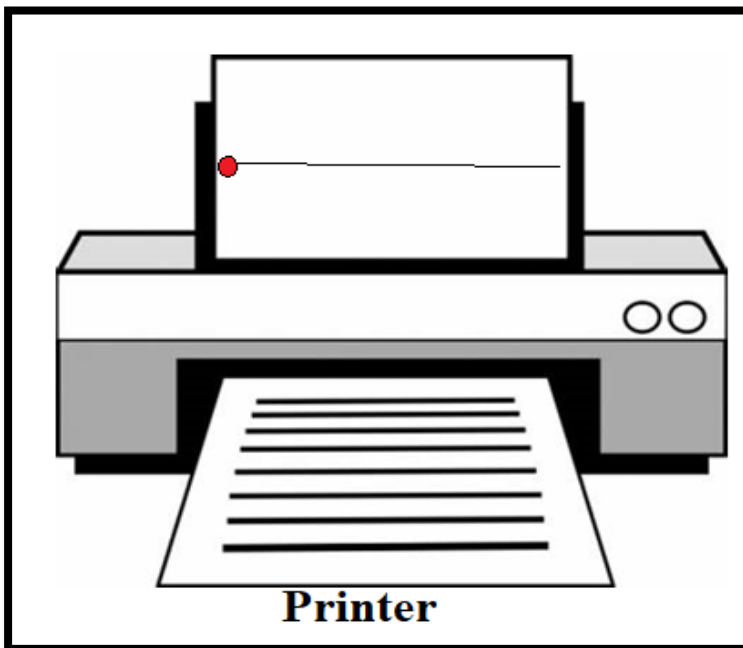
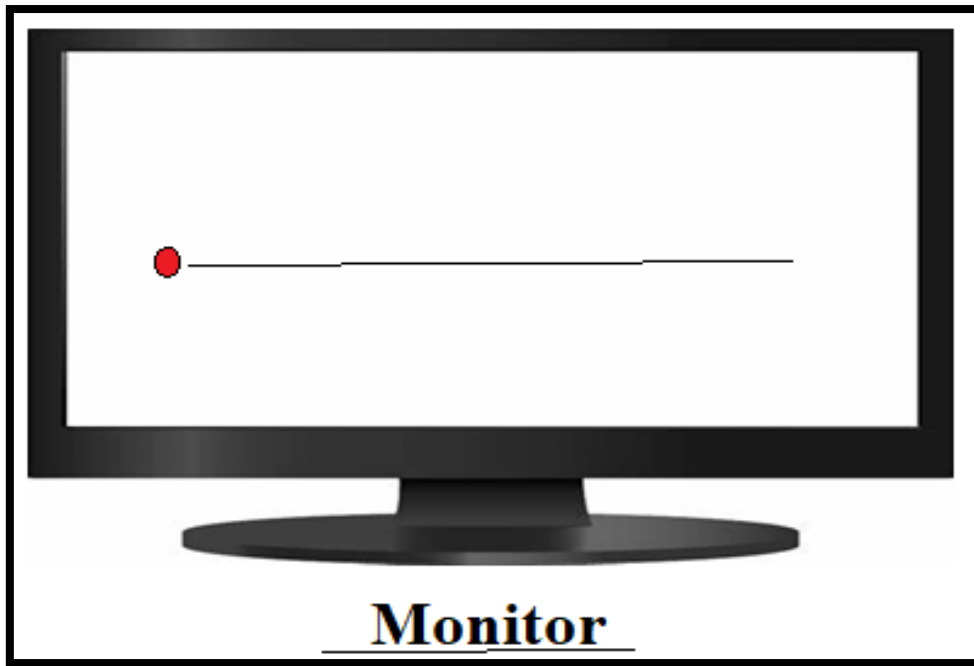
Subject: Computer

Worksheet#: 4

Class: Prep

Name: _____ Admission # _____ Date: _____

Q.1. Rewrite the names of following Output devices in big letters on given lines (with red dot) and color the devices with primary colors.



Parents' role: Please help the child to understand the instructions.



St. Anthony's High School Faisal Town Lahore



Subject: Environmental Science

Worksheet#: 1

Class: Prep

Name: _____ Admission # _____ Date: _____

Q.1. Paste your picture here.

All about me.

- **My name is** _____.
- **I am a** _____.
- **I am** _____ **years old.**
- **I like to eat** _____.
- **I like to play with** _____.



St. Anthony's High School Faisal Town Lahore





Subject: Environmental Science

Worksheet#: 2

Class: Prep

Name: _____ **Admission #** _____ **Date:** _____

Q1. Draw or write about your favorite things (e.g. food, toy, animal)



St. Anthony's High School Faisal Town Lahore



Subject: Environmental Science

Worksheet#: 3

Class: Prep

Name: _____ Admission # _____ Date: _____

Q.1. Label the parts of the body:

MY BODY



St. Anthony's High School Faisal Town Lahore



Subject: Environmental Science

Worksheet#: 4

Class: Prep

Name: _____ Admission # _____ Date: _____

- Family photo collage



How to make it:

- Take a chart of any color and cut it into A4 size paper
- Paste your favourite pictures of your family and make a photo collage with them.

What you need:

- A4 size chart paper
- Pictures of your family
- Glue



St. Anthony's High School Faisal Town Lahore








Subject: Environmental Science

Worksheet#: 5

Class: Prep

Name: _____ **Admission #** _____ **Date:** _____

Q.1. Match the fruit with its name.

| | | |
|---|---|-------------|
|  | • | • orange |
|  | • | • pear |
|  | • | • banana |
|  | • | • apple |
|  | • | • pineapple |



St. Anthony's High School Faisal Town Lahore



Subject: Environmental Science

Worksheet#: 5

Class: Prep

Name: _____ Admission # _____ Date: _____

Q.1. Draw and write the names of any 5 fruits and color them.

Q.2. Draw your favorite fruit and color it.

