



## Holiday Homework Class-4

### Week 3:

## ENGLISH

### Activity 1. Story: The Lion and the Mouse


[https://www.youtube.com/watch?reload=9&v=23\\_mESawEEc](https://www.youtube.com/watch?reload=9&v=23_mESawEEc)

#### Instructions

- Open the link and listen to the story carefully.
- Listen to the story carefully and answer the following questions-
- Make sure your work is neat and clean. Use proper punctuation and handwriting.
- Use foolscap sheets for your work.

#### Questions

- Why did the lion decide to spare the mouse?
- How did the mouse help the lion later?
- What does this story teach us about kindness and size?
- In few lines write about a time someone underestimated you, but you surprised them. How did it feel?



### Activity 2. Journal Writing

Story Starter:

"One morning, I woke up and found I could talk to animals..."

#### Instructions

Write a short story (8–10 sentences).

Be imaginative: What animals did you meet? What did they say? What adventure did you go on?

Use foolscap sheets for your work.

### Activity 3. Reading

Story: The Magic Paintbrush

#### Instructions


Read the story from the link provided below.

- Find 5 new words. Write their meanings and use each in a sentence.
- Use foolscap sheets for your work.

<https://worldstories.org.uk/reader/the-magic-paintbrush/english/251>

Answer the following questions:

- What kind of person was Ma Liang?
- Why did he refuse to help the greedy emperor?
- What does this story teach about how we use our talents?



## Activity 4. Grammar

Underline the adjectives in these sentences:

1. The tall giraffe ate the green leaves.
2. She wore a beautiful red dress.

Verb Tenses

Fill in the blanks with the correct form of the verb in brackets:

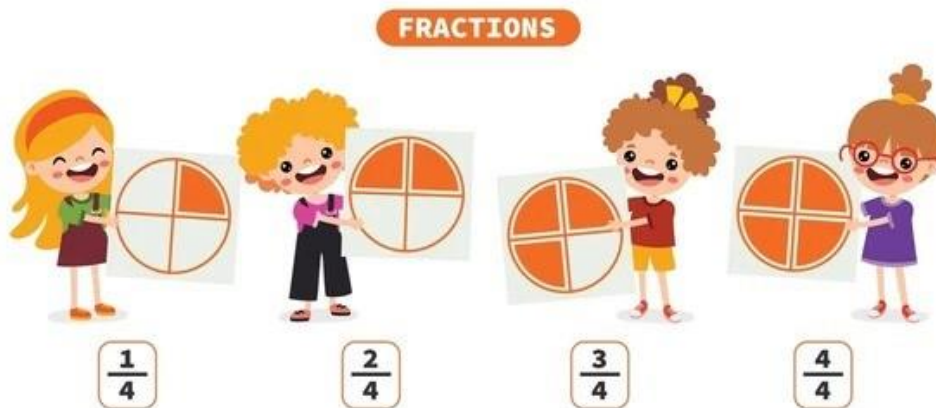
1. She \_\_\_\_\_ (go) to the park every evening.
2. They \_\_\_\_\_ (play) football yesterday.
3. I \_\_\_\_\_ (eat) my lunch now.
4. He \_\_\_\_\_ (draw) a picture last night.
5. We \_\_\_\_\_ (watch) a movie tomorrow.

---

## MATH

### Activity 1: My Day in Fractions

<https://www.youtube.com/watch?v=362JVVvgYPE>



**Task:** For one full day (today or tomorrow), you will track the main activities you engage in and record the approximate number of hours you spend on each. Then, you will calculate the fraction of the entire day that each activity represents. Remember that there are 24 hours in one day.

**Instructions: Your Daily Time Log:**

1. **Choose Your Day:** Decide which day you will track your activities.
2. **List Your Activities:** Think about all the main things you do during the day. Be as specific as you can (e.g., "Sleeping," "Eating Meals," "School/Homework," "Playing Games," "Helping with Chores," "Reading," "Watching TV/Videos," "Traveling," "Other").
3. **Estimate Time:** For each activity, estimate the number of whole hours you spend on it during the day.
4. **Calculate Fractions:** For each activity, write the number of hours you spent as the top number (numerator) of a fraction, and 24 (total hours in a day) as the bottom number (denominator). Then, simplify the fraction if you can.

**Your Day's Fractions:**

Activity	Hours Spent	Fraction of Day (Out of 24)	Simplified Fraction (If Possible)
(Example) Sleeping	8 hours	8/24	1/3
Eating Meals			
School/Homework			
Playing Games			
Helping with Chores			
Reading			
Watching TV/Videos			
Traveling			
Other (Specify:____)			
<b>Total Hours:</b>	<b>(Should add up to 24)</b>		

### Reflection Questions:

- Which activity took the most time? And the least?

---

- Can you simplify all the fractions?

---

- Which activity was your favorite, and why?

---

- How can you use fractions in your daily life after the holidays?

---

### Activity 2. Word problem based on real life scenario.

1. You studied for 1 hour 20 minutes in the morning and 45 minutes in the evening.

How much time did you study in total?

Answer: \_\_\_\_\_

2. You began watching a movie at 6:25 PM. It lasted 1 hour and 50 minutes.

What time did it end?





Answer: \_\_\_\_\_

---

## SCIENCE

### Understanding Energy: A Journey through Words and Video

#### Instructions:

-  **Read** the given paragraph in the Google Form.
-  **Watch** the video linked in the form.
-  **Solve and submit** the questions in the Google Form.
-  **Complete** the worksheet given at the end.



[https://docs.google.com/forms/d/e/1FAIpQLScRyMhnDZOkw3U1534JZDWq\\_2dm6RDSw3ewwNvJLj2UqkRSIA/viewform?usp=header](https://docs.google.com/forms/d/e/1FAIpQLScRyMhnDZOkw3U1534JZDWq_2dm6RDSw3ewwNvJLj2UqkRSIA/viewform?usp=header)

**Q- Write five examples of energy transfer and five examples of energy transformation from your surroundings."**

**Energy Transfers**

1. \_\_\_\_\_
2. \_\_\_\_\_
3. \_\_\_\_\_
4. \_\_\_\_\_
5. \_\_\_\_\_

**Energy Transformations**

1. \_\_\_\_\_
2. \_\_\_\_\_
3. \_\_\_\_\_
4. \_\_\_\_\_
5. \_\_\_\_\_

## **Topic: Climate**

### **Activity 1: Video Lesson**

Watch video carefully and answer the questions given below

<https://www.youtube.com/watch?v=iA23Sm-HI4I>



### **Relevant Questions:**

**1. Why is it hot near the equator?**

---

---

---

**2. What are the different factors that affect the climate of a place? Explain any two.**

---

---

---

**3. Why do people in desert areas wear light-colored, loose clothes?**

---

---

---

**4. In which parts of the world is the polar climate found? Name three places.**

---

---



# What's the Weather?

The temperature is...



°

\_\_\_\_\_

Monday	Tuesday	Wednesday	Thursday	Friday



## Activity 2: Weather Chart (5 Days)

Make a chart to record the daily weather of your city for 5 days Including:

- Day/ Date
- Temperature
- Weather sunny/ hot/ Cloudy
- How did you feel?

### Example:

Monday	Date	Temperature	Weather	Feeling
	15.06.25	36°C	Sunny	Hot

### Students Task:

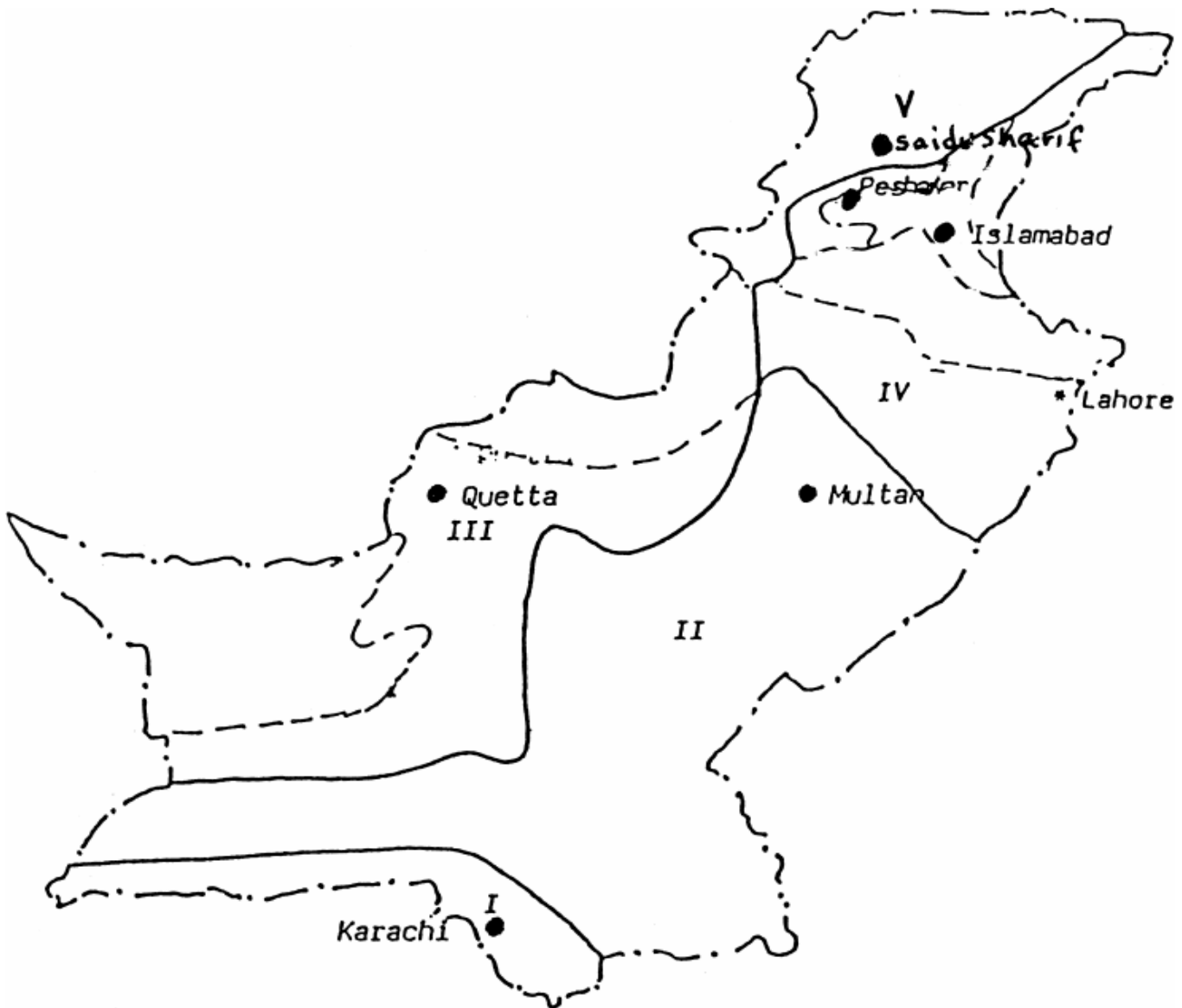
Day	Date	Temperature	Weather	Feeling

## Activity 3. Mark and name the four climate zones on the map of Pakistan provided below.

### Instructions:

- Look at the **map of Pakistan** given below.

- Find and label the four main climate zones Like **Highland**, **Arid**, **Semi -Arid** and **Coastal**
  - Hot summer, mild winters
  - Warm summer and Mild winters
  - Warm Summer, Cool Winter
  - Warm to Cool Summer. Cool to Cold Winter
- Use the **color key** below to shade each climate zone with a different color.




---

## COMPUTER

### Instructions for Holiday Homework

1. This holiday homework is **activity-based**.



2. **All activities must be completed on the computer.**
3. Create a folder on your computer named **“Holiday Homework”**.
4. After completing each activity, **save the file using the corresponding week number.**
5. Once all activities are completed, **attach and send all the files together using your own email ID.**
6. Send the email to this address: [tr.raheelabalouch@gmail.com](mailto:tr.raheelabalouch@gmail.com)
7. **Mention your name admission number, class and section in the subject.**

## **Topic: Creating Power point presentation (ppt slide)**

### **What to Do:**

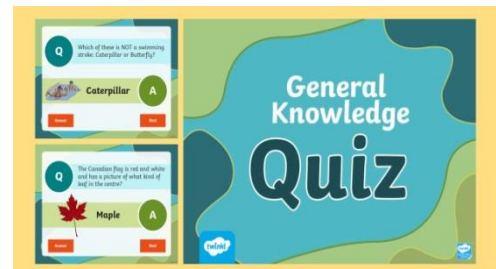
1. Create a PowerPoint presentation **with** 10 General Knowledge questions.
2. Each question should be on **two slides**:
  - **Slide 1:** Question only
  - **Slide 2:** Same Question with the Answer
3. Your PPT will have **20 slides in total**.
4. You can take help from the given video to understand Power Point.

<https://youtu.be/79dDSMlbleY?si=KABAFTTIGmCkSU-1>

5. Save with title of week 3 and send email.

### **Make It Interactive:**

- Use **fun colors, large fonts, and images or clipart.**
- Try using **slide transitions** like “fly in” or “zoom”.
- Add **animations** to text or pictures.



## ART

### 🌀 Topic: My Magical Tree House

**Instructions:** Use your imagination to draw a magical tree house with a pencil on a medium size canvas first. Then, paint your drawing using bright and colorful poster paints. Make your artwork creative and neat — you can choose any colors you like for the trees, house, and background to bring your fantasy tree house to life!



## URDU

موضوع: جشنِ آزادی

نمبر 1: – پڑھنا اور جواب دینا

(30 منٹ): درج ذیل پیراگراف کو پڑھ کر سوالات کے جوابات دیں۔

14 اگست پاکستان کی آزادی کا دن ہے۔ یہ دن ہمیں ان قربانیوں کی یاد دلاتا ہے جو ہمارے بزرگوں نے ملک حاصل کرنے کے لیے دیں۔ ہم یہ دن خوشی سے مناتے ہیں، جھنڈے لگاتے ہیں، نغمے گاتے ہیں، اور تقریبات کرتے ہیں۔ اسکولوں میں تقریریں اور ترانے پیش کیے جاتے ہیں۔ یہ دن ہمیں اپنے وطن سے محبت اور اتحاد کا سبق دیتا ہے۔ پاکستان کب آزاد ہوا؟

---

---

---

ہم 14 اگست کو کیسے مناتے ہیں؟

---

---

---

اسکولوں میں یومِ آزادی پر کیا ہوتا ہے؟

یوم آزادی ہمیں کیا سکھاتا ہے؟

کیا آپ نے کبھی یوم آزادی منایا ہے؟ آپ نے کیا کیا؟

مطالعہ اور گرائمر کی مشق

مطالعہ، اسم اور متضاد الفاظ

جشن آزادی کا دن خوشی اور فخر کا دن ہوتا ہے۔ بچے سفید اور سبز لباس پہنتے ہیں۔ اسکولوں میں تقریبات ہوتی ہیں۔ سب اپنے وطن سے محبت کا اظہار کرتے ہیں۔ (10 منٹ)

تین اسم تلاش کریں اور ان کو شخص، جگہ یا چیز کے طور پر شناخت کریں:

درج ذیل الفاظ کے متضاد لکھیے۔ ( 5 منٹ)

خوشی۔

دن۔

روشن

:(جشن آزادی کے عنوان پر ایک تقریر لکھیں اور زبانی یاد کریں ( الگ شیٹ پر لکھیں ) 60 منٹ

## ISLAMIYAT

دن 1: حدیث حفظ کریں

مَنْ لَمْ يَشْكُرِ النَّاسَ لَمْ يَشْكُرِ اللَّهَ

ترجمہ: جو شخص لوگوں کا شکر ادا نہیں کرتا وہ اللہ تعالیٰ کا شکر بھی ادا نہیں کرتا۔

عملی تطبیق

والدین، اساتذہ اور بہن بھائیوں کا شکریہ ادا کریں۔

جزاک اللہ "کہنا سیکھیں اور استعمال کریں۔"

دن 2: حدیث حفظ کریں

لَا يَرْحَمُ اللَّهُ مَنْ لَا يَرْحَمُ النَّاسَ

ترجمہ: اللہ تعالیٰ اس پر رحم نہیں فرماتا جو لوگوں پر رحم نہیں کرتا۔

عملی تطبیق

چھوٹوں سے نرمی سے پیش آئیں۔

جانوروں پر بھی رحم کریں۔

دن 3: حدیث حفظ کریں

لَا يَدْخُلُ الْجَنَّةَ قَتَاتٌ

ترجمہ: چغل خور جنت میں نہیں جائے گا۔

عملی تطبیق

چغلی اور شکایتیں نہ کریں۔

اگر کسی دوست نے کچھ کہا ہے تو آگے نہ پھیلانیں۔

دن 4: حدیث حفظ کریں

دن 4: حدیث حفظ کریں

إِنَّ مِنْ أَحْسَنِكُمْ إِلَى أَحْسَنِكُمْ أَخْلَاقًا

ترجمہ: تم میں سے وہ شخص میرے نزدیک زیادہ محبوب ہے جو اچھے اخلاق والا ہے۔

عملی تطبیق

جھوٹ نہ بولیں، گالی نہ دیں۔

بڑوں کا ادب کریں اور چھوٹوں سے محبت۔

دن 5: حدیث حفظ کریں [31]

لَا يَدْخُلُ الْجَنَّةَ مَنْ لَا يَأْمَنُ جَارُهُ بَوَائِقِهِ

ترجمہ: وہ شخص جنت میں نہیں جائے گا جس کا پڑوسی اس کی ایذاؤں سے محفوظ نہ رہے۔

عملی تطبیق

پڑوسیوں کو تنگ نہ کریں۔

ان کے آرام کا خیال رکھیں۔

ساری احادیث پر عمل کرنے کی کوشش کریں