



St. Anthony's High School Faisal Town
Lahore



CLASS 1

HOLIDAY HOMEWORK.

WEEK 1



Name: _____

Class: _____ Section: _____

Admission. No. _____

Dear Parents,

1. This booklet contains summer vacation homework for 2025: projects and worksheets.
2. Vacation homework is designed to keep the children usefully engaged connecting the book knowledge with practical life.
3. The work is designed under the following formats based on activities
Thematic work or Intergraded or projects.
4. Parents are requested to support, guide and provide inexpensive material required to complete the work.
5. The work given is to develop skills, innovation and creativity, the work done by anybody except the students will not be checked.
6. Where necessary instructions are given to the child and to the parents to guide and support the child in completing work.
7. The summer vacation homework suggests visiting parks, zoo, and other educational and recreational locations for activities.
8. We hope this exercise will help children and parents to spend some quantity time together, which they miss during the school days and turn the learning into a joyful experience. Hence we plan the event meaningfully.
9. Do not use expensive material.
10. HW is given on weekly basis for 7 weeks. HW of the 1st week will be uploaded on the website and on shared on WhatsApp groups by 8th of June 2025.
11. Please refrain from doing the entire home work in one week.
12. Teachers will be available on phone/WhatsApp between 10am to 12noon till 20th June 2025.
13. Email ID of every teacher is mentioned at the end of the page. For any further clarification you can email to ace@gmail.com.
14. Please note that you will receive the response of the email within 24 working hours up to 20th of June 2025.
15. Make a permanent work place and work time, this will help you bring discipline into your work routine.
16. All the home work should be submitted on 7th, 8th and 9th of August 2025.
17. Please compile all the projects and worksheets in the form of a booklet with the name of the students, admission number, and class mentioned clearly on the cover page. Please get the colored print of the cover page.
18. Do collect the receipt of the submitted homework.
19. In case of any delay, submit your homework with an application to the coordinator.
20. Any changes to the above will be intimated to you through the website/FB.
21. Please follow the school handwriting pattern and write neatly.
22. Paste/ draw pictures (where required) very neatly.
23. For Art homework please collect all the projects in a box and submit with the rest of the homework.

1. irsa@stanthonysft.edu.pk 2. irams@stanthonysft.edu.pk 3. aqsa@stanthonysft.edu.pk
4. dimple@stanthonysft.edu.pk 5. sharon@stanthonysft.edu.pk 6. saher@stanthonysft.edu.pk
7. elma@stanthonysft.edu.pk 8. ace@stanthonysft.edu.pk

Week 1

Subject: English

Task 1

25 mins

Watch the given video and pick 5 examples of articles. Also draw/paste pictures.

Example an apple.



<https://www.youtube.com/watch?v=mSRpXo7hNY8>

Examples of articles: a or an	Pictures

--	--

Task 2 **25 mins**

Instructions:

Look around your room. Can you name 5 things (nouns) you see?
Write their names and draw/paste pictures.



nouns	pictures

--	--

Subject: Mathematics

30 mins.

TASK 1: -Fill in the missing numbers

1. 12, 13, _____, 15, _____, 17
2. 48, _____, _____, 51, 52
3. Let's count by **2s**:
2, 4, _____, _____, 10, _____, _____,
16
4. Let's count by **5s**:
5, 10, _____, _____, 25, _____
5. Let's count by **10s**:
10, 20, _____, _____, 50, _____



Task 2: - Number spinner

60 mins

Video:- [https://youtube.com/shorts/ T-sP7WfxDg?si=8PrcwAiN0zV9_NIA](https://youtube.com/shorts/T-sP7WfxDg?si=8PrcwAiN0zV9_NIA)

Activity: - Make a number spinner (use the video for reference).

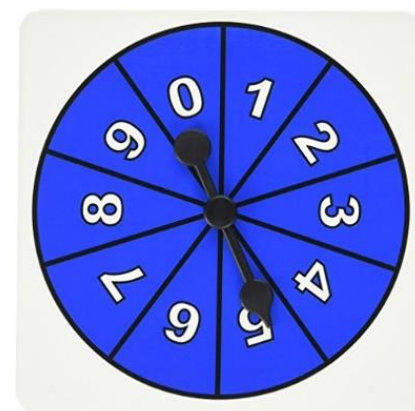
Spin it 6 times and attempt the following questions.

1. What is the 3rd number you got?


2. What is the last number you got?

3. What is the first number you got after spinning?

4. Paste your picture with your number spinner.



My Picture:



Subject: Science

Task: Time 25 mins

Instruction. Circle the living things and write three things they need to grow.



Things they need to grow.

1. _____
2. _____
3. _____

Computer. (30 minutes)

Task "Power or No Power? Cleaning Tool Sort.

Instruction: In the given pictures tick the tools which require electricity to work and circle the ones which do not need electricity.



Machines List:

1. Fan 2. Bicycle. 3. Washing Machine
4. Sewing Machine (manual). 5. Mixer
6. Toaster 7. Slide 8. See-saw
9. Vacuum Cleaner 10. Pencil Sharpener

Can you sort them into two groups: electronic machines and non-electronic machines?

Electronic machines	Non electronic machines

Art

(45 minutes)

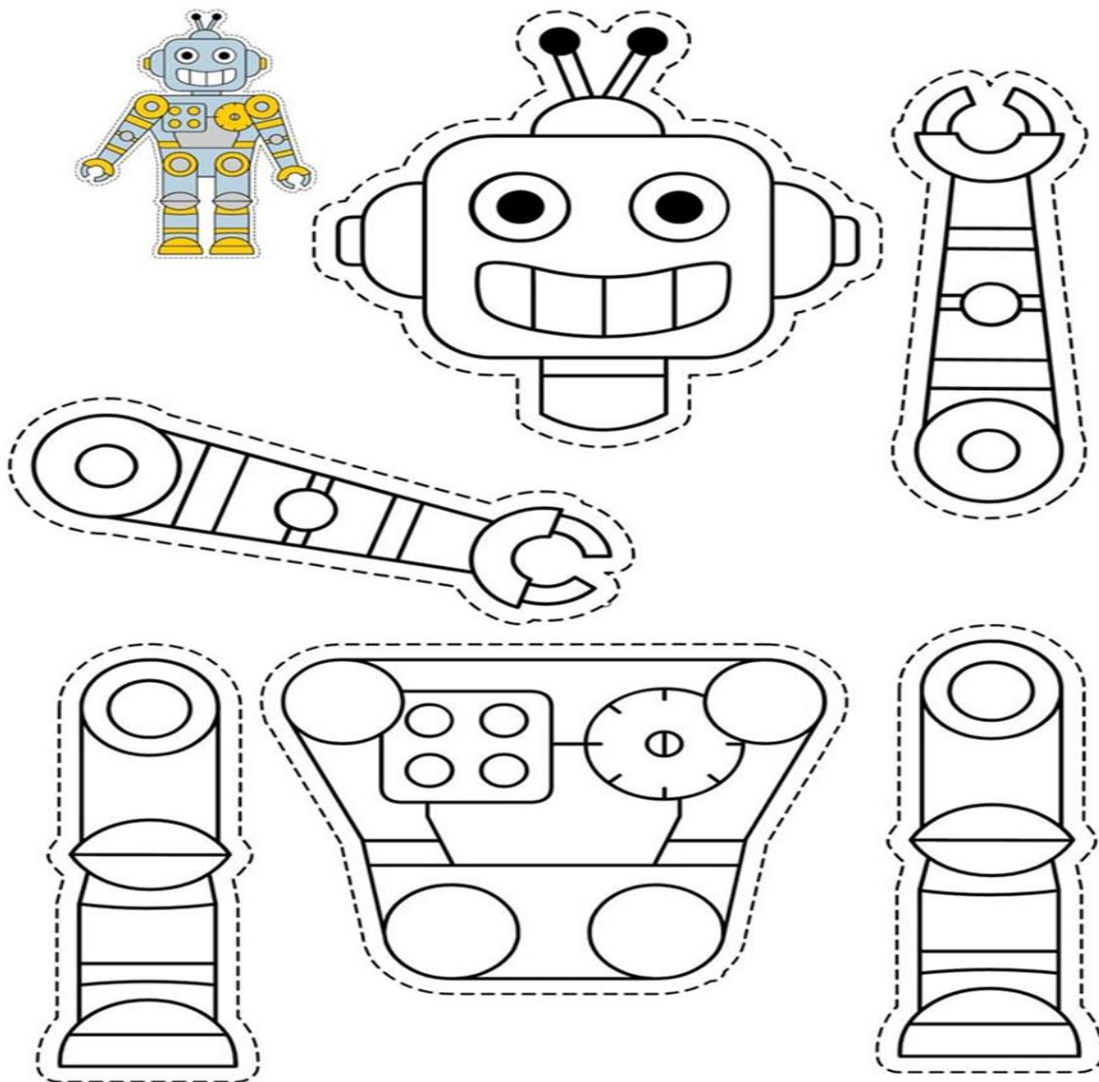
Build Your Own Robot!

Task:

Color the robot worksheet using your favorite bright colors. Carefully cut out each part of the robot (head, arms, body, legs) along the dotted lines. Then, paste the parts in the correct place on a colored A4-size sheet to build your robot. Be sure to glue the pieces neatly and decorate the background if you'd like!

Materials needed:

1. Robot worksheet (provided)
2. Crayons or color pencils
3. Safety scissors
4. Glue stick
5. Colored A4-size paper (for background)



اسلامیات:

چھوٹی دعائیں یاد کریں

:کھانے سے پہلے کی دعا

بِسْمِ اللّٰهِ وَعَلَىٰ بَرَکَةِ اللّٰهِ

(اللہ کے نام سے اور اللہ کی برکت پر)

:سونے سے پہلے کی دعا

اللّٰهُمَّ بِاسْمِكَ أَمُوتُ وَأَحْيَا

(اے اللہ! تیرے نام سے مرتا اور جیتا ہوں)

اردو

ضروری ہدایات

۱۔ تحریری کام صفائی سے کریں -

۲۔ لکھائی کرتے ہوئے ہمیشہ خوشخطی کا خیال رکھیں۔

ہدایات برائے والدین:

۱۔ چند سرگرمیوں میں والدین کی معاونت درکار ہے۔

۲۔ والدین سے التماس ہے کہ طلباء کی لکھائی کو بہتر اور خوشخط لکھنے میں رہنمائی کریں۔ شکریہ

موضوع: - نظم - 35 منٹ

حمد

<https://youtu.be/nLnkEMgiV1I?feature=shared>

-دئیے گئے ویڈیو لنک کی مدد سے سوالوں کے جواب دیں

س۔ اللہ تعالیٰ نے ہمیں کون کون سی نعمتیں دی ہیں ؟ نام لکھیں۔

س۔ اس نظم میں کن قدرتی چیزوں کا ذکر کیا گیا ہے ؟

س۔ شاعر نے کس کا شکر ادا کرنے کی بات کی ہے ؟

س۔ ہم اللہ تعالیٰ کا شکر کیسے ادا کر سکتے ہیں ؟
