



St. Anthony's High School Faisal



Town Lahore.

CLASS 1

HOLIDAY HOMEWORK.

WEEK 2



Name: _____

Class: _____ Section: _____

Admission. No. _____

Dear Parents,

1. This booklet contains summer vacation homework for 2025: projects and worksheets.
 2. Vacation homework is designed to keep the children usefully engaged connecting the book knowledge with practical life.
 3. The work is designed under the following formats based on activities
Thematic work or Intergraded or projects.
 4. Parents are requested to support, guide and provide inexpensive material required to complete the work.
 5. The work given is to develop skills, innovation and creativity, the work done by anybody except the students will not be checked.
 6. Where necessary instructions are given to the child and to the parents to guide and support the child in completing work.
 7. The summer vacation homework suggests visiting parks, zoo, and other educational and recreational locations for activities.
 8. We hope this exercise will help children and parents to spend some quantity time together, which they miss during the school days and turn the learning into a joyful experience. Hence we plan the event meaningfully.
 9. Do not use expensive material.
 10. HW is given on weekly basis for 7 weeks. HW of the 1st week will be uploaded on the website and on shared on WhatsApp groups by 8th of June 2025.
 11. Please refrain from doing the entire home work in one week.
 12. Teachers will be available on phone/WhatsApp between 10am to 12noon till 20th June 2025.
 13. Email ID of every teacher is mentioned at the end of the page. For any further clarification you can email to ace@gmail.com.
 14. Please note that you will receive the response of the email within 24 working hours up to 20th of June 2025.
 15. Make a permanent work place and work time, this will help you bring discipline into your work routine.
 16. All the home work should be submitted on 7th, 8th and 9th of August 2025.
 17. Please compile all the projects and worksheets in the form of a booklet with the name of the students, admission number, and class mentioned clearly on the cover page. Please get the colored print of the cover page.
 18. Do collect the receipt of the submitted homework.
 19. In case of any delay, submit your homework with an application to the coordinator.
 20. Any changes to the above will be intimated to you through the website/FB.
 21. Please follow the school handwriting pattern and write neatly.
 22. Paste/ draw pictures (where required) very neatly.
 23. For Art homework please collect all the projects in a box and submit with the rest of the homework.
1. irsa@stanthonysft.edu.pk
 2. irams@stanthonysft.edu.pk
 3. aqsa@stanthonysft.edu.pk
 4. dimple@stanthonysft.edu.pk
 5. sharon@stanthonysft.edu.pk
 6. saher@stanthonysft.edu.pk
 7. elma@stanthonysft.edu.pk
 8. ace@stanthonysft.edu.pk

Week 2

Subject: English

Task 1

30 mins

Watch the given video and create five questions by using the correct punctuation.

https://www.youtube.com/watch?v=4s_yhXgWVyo

Example. What is your name?

Questions:

1. _____
2. _____
3. _____
4. _____
5. _____



Task 2

30 mins

Watch the above video and write five statements using correct punctuation.

Example. I have a pet cat.

Statements:

1. _____
2. _____
3. _____
4. _____
5. _____

Mathematics

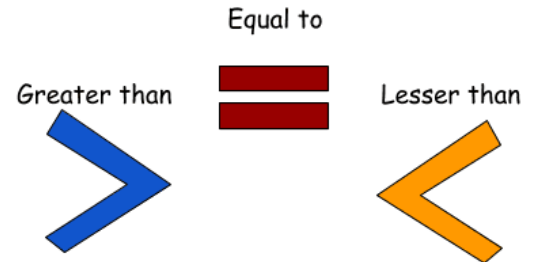
Task 1: -

40 mins

Video:-

<https://youtu.be/Qn87cKHa7v4?si=jp0E5SaN-3HvXIof>

Watch the given video and solve the following question.



1. Compare the following numbers.

- a. 22 _____ 25
- b. 31 _____ 40
- c. 44 _____ 44

2. Is 31 greater than 25?

_____.

3. Is 45 greater than 51?

_____.

4. Complete the following.

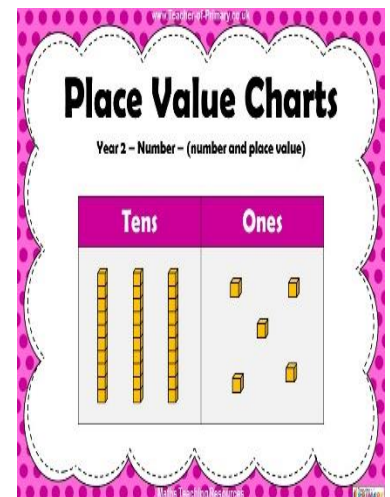
- a. 10, 20, 30, _____, _____, _____.
- b. 40, 50, 60, _____, _____, _____.
- c. 50, 60, _____, _____, _____.

Task 2: -

40 mins

Q. Write the place value of the following numbers.

Numbers	Tens	Ones
53		
16		
23		




22		
75		
89		

Q2. Fill in the missing numbers

20 mins

- _____ < 34
- 15 > _____
- 17 _____ 17
- _____ < 24
- 21 > _____



Subject: Science

Task

Time 25mins

Look at the given objects if we put them in water what will happen? Will they float or sink?



Objects	floats / sinks
cork	
plastic bottle	
ball	
boat	
paper clip	
lunchbox	
marble	
pen	
apple	

Computer **20 mins**

Types of machines around you.

Instructions

Match machines with their uses:

Machine	Function
Fan	keeps food cold
Mixer	cleans the floor
Washing Machine	gives air
Refrigerator	helps us work and play
Vacuum Cleaner	makes juice
Computer	washes dirty clothes.

Use of AI **20 mins**

Simple Explanation:

AI means a computer that can "think" and help us. It can talk, play music, or answer questions.

Activity:

With the help of a parent, try using a voice assistant (like Siri, Alexa, or Google Assistant, Gemini).

Ask: “*What is a computer?*”

AI told me: Computer is

“

_____”

Art:**Task: Think out of the box****45 minutes**

Instructions: Look at the given image, this may look like an egg, but today you will turn it into something totally different using your imagination!”


2. Creative Thinking:

What could this egg shape become? Suggest fun ideas like:

- A hot air balloon
- A spaceship
- A puppy face
- A dinosaur
- A fish

This is not an egg_____

This is a _____



اسلامیات

دوسرا اور تیسرا کلمہ زبانی یاد کریں بمعہ ترجمہ

دوسرا کلمہ: کلمہ شہادت

عربی:

أَشْهَدُ أَنْ لَا إِلَهَ إِلَّا اللَّهُ وَحْدَهُ لَا شَرِيكَ لَهُ، وَأَشْهَدُ أَنَّ مُحَمَّدًا عَبْدُهُ وَرَسُولُهُ

اردو ترجمہ:

میں گواہی دیتا ہوں کہ اللہ کے سوا کوئی معبود نہیں، وہ یکتا ہے، اس کا کوئی شریک نہیں، اور میں گواہی دیتا ہوں کہ محمد (صلی اللہ علیہ وسلم) اس کے بندے اور رسول ہیں۔

تیسرا کلمہ: کلمہ تمجید

عربی:

سُبْحَانَ اللَّهِ، وَالْحَمْدُ لِلَّهِ، وَلَا إِلَهَ إِلَّا اللَّهُ، وَاللَّهُ أَكْبَرُ۔
وَلَا حَوْلَ وَلَا قُوَّةَ إِلَّا بِاللَّهِ الْعَلِيِّ الْعَظِيمِ۔

اردو ترجمہ:

اللہ پاک ہے، اور سب تعریفیں اللہ کے لیے ہیں،
اور اللہ کے سوا کوئی معبود نہیں، اور اللہ سب سے بڑا ہے۔
اور نہیں کوئی طاقت اور نہ کوئی قوت مگر اللہ کی، جو بلند و برتر عظمت والا ہے۔

عملی مشق: دن میں تین بار "سبحان اللہ" کہنا

موضوع :- دوسروں کی مدد کرنا

ضروری ہدایات

۱۔ تحریری کام صفائی سے کریں -

۲۔ لکھائی کرتے ہوئے ہمیشہ خوشخطی کا خیال رکھیں۔

ہدایات برائے والدین:

۱۔ چند سرگرمیوں میں والدین کی معاونت درکار ہے۔

۲۔ والدین سے التماس ہے کہ طلباء کی لکھائی کو بہتر اور خوشخط لکھنے میں رہنمائی کریں۔ شکریہ

مدت وقت :- 30 منٹ

تفہیم :

احمد ایک نیک لڑکا ہے۔ وہ ہمیشہ دوسروں کی مدد کرتا ہے۔ ایک دن وہ اسکول جا رہا تھا تو اس نے دیکھا کہ ایک بوڑھی اماں سڑک پار کرنے کی کوشش کر رہی ہیں۔ احمد نے فوراً ان کی مدد کی اور انہیں سڑک پار کروائی۔ اماں نے احمد کو دعا دی۔ احمد بہت خوش ہوا۔

دنئیے گئے پیرا گراف کو پڑھ کر سوالوں کا جواب دیں۔

س۔ لڑکے کا کیا نام ہے؟

س۔ لڑکا کب دوسروں کی مدد کرتا ہے؟

س۔ احمد نے سڑک پار کرنے میں کس کی مدد کی؟

س۔ بوڑھی اماں نے احمد کو انعام میں کیا دیا؟

مدت وقت

10 منٹ

س۔ پیرا گراف کو دوبارہ پڑھیں اور اس میں سے چار فعل تلاش کر کے لکھیں ؟

_____ 1 ، _____ 2 ، _____ 3 ، _____ 4