



St. Anthony's High School Faisal Town Lahore



Class 6A

HOLIDAYS HOMEWORK



Name: _____

Class: _____ Section: _____

Admission. No. _____

**To,
The Parents,**

1. This booklet contains summer vacation homework for 2025: projects and worksheets.
2. Vacation homework is designed to keep the children usefully engaged connecting the book knowledge with practical life.
3. The work is designed under the following formats based on activities
 - a) Thematic work
 - b) Intergraded work
 - c) Projects
4. Parents are requested to support, guide and provide inexpensive material required to complete the work.
5. The work given is to develop skills, innovation and creativity, the work done by anybody except the students will not be checked.
6. Where necessary instructions are given to the child and to the parents to guide and support the child in completing work.
7. The summer vacation homework suggests visiting parks, zoo, and other educational and recreational locations for activities.
8. We hope this exercise will help children and parents to spend some quantity time together, which they miss during the school days and turn the learning into a joyful experience. Hence we plan the event meaningfully.
9. Do not use expensive material.
10. HW is given on weekly basis for 7 weeks. HW of the 1st week will be uploaded on the website and on shared on WhatsApp groups by 8th of June 2025.
11. Please refrain from doing the entire home work in one week.
12. Teachers will be available on phone/WhatsApp between 10am to 12noon till 20th June 2025.
13. Email ID of every teacher is mentioned at the end of the page. For any further clarification you can email to ace@stanthonys.edu.pk.
14. Please note that you will receive the response of the email within 24 working hours up to 20th of June 2025.
15. Make a permanent work place and work time, this will help you bring discipline into your work routine.
16. All the home work should be submitted on 7th, 8th and 9th of August 2025.
17. Please compile all the projects and worksheets in the form of a booklet with the name of the students, admission number, and class mentioned clearly on the cover page. Please get the colored print of the cover page.
18. Please use school handwriting pattern.
19. Do collect the receipt of the submitted homework.
20. In case of any delay, submit your homework with an application to the coordinator.
21. Any changes to the above will be intimated to you through the website/FB.
22. Following are the email IDs of the teachers: ambreen@stanthonysft.edu.pk, ,
mariam@stanthonysft.edu.pk, sajda@stanthonysft.edu.pk, sarahy@stanthonysft.edu.pk,
sheba@stanthonysft.edu.pk, sonila@stanthonysft.edu.pk.

Class 6A	Week 1	Date:
Subject	Homework Project	Instructions
English	<p>Topic: Adjectives and their formation</p> <p>Adjectives are used to describe nouns; we use them to enhance our communication in daily life. The word "adjective" comes from Latin "adjectivum," which means "added to." That's because adjectives are "added to" nouns to describe them in detail.</p> <p>Grandpa's Lesson by Randall W. West</p> <p>Though Grandpa was a quiet man, he taught his lessons well. He showed me ways to understand with stories I still tell. The first time I had lost a game, he told me what to do. So now, my son, in Grandpa's name I'll do the same to you. Hold your head up proudly and wipe that tear out of your eye. You still can be a winner, but winners never cry You've just reached the place in life where winners all begin. You have to know the taste of loss to savor any win. If you want to see a rainbow, you'll have to take the rain. If you want to be successful, you have to take the strain. If you want to be a winner and hold your head up high, you have to know just how to lose, cause winners never cry. You could win most any game and jump and shout for joy. That's a part of life that's shared by every growing boy. But here's a thought for little guys who join the ranks of men. A winner is the loser who can suck it up and try again.</p> <p>Task 1: Read the given carefully.</p>	<ol style="list-style-type: none"> 1. Use loose sheets (narrow line sheets) to perform this task. 2. Use different colors to underline adjectives. 3. Make a column to write mentioned nouns, and in the other column, write their formed adjectives. 4. Use a school handwriting pattern. 5. You can watch this video from the given link for better understanding: https://youtu.be/bccrgidbAJ8?si=j7h9OjuooSpiG2zH 6. You can also take help from the grammar book "Junior English", if you find any word difficult. 7. Make meaningful sentences and use only proper adjectives to make sentences for task 4.

Task 2: Note down the poem and underline adjectives present in the text.

Task 3: The following nouns are present in the poem, form adjectives from these nouns. Make a column in the middle of the page, on one side write these nouns and on the other side write their adjectives.

1. success
2. life
3. boy
4. rain
5. joy
6. thought

Task 4: Creative Writing for Proper Adjectives

A few proper nouns are given below. First, write their proper adjectives. Then use those proper adjectives in sentences. An example is done for your ease:

Noun	Adjective	Sentence
Pakistan	Pakistani	I love to explore the Pakistani museum and its national heritage.

1. Denmark
2. Paris
3. India
4. Isle of Man
5. Scotland

Urdu

عنوان: مترادفات کا درست استعمال

درج ذیل متن میں نشان زدہ الفاظ کے ایک سے زائد مترادفات دیے گئے ہیں۔ آپ سیاق و سباق (context) کے لحاظ سے موزوں لفظ پر درست (✓) کا نشان لگائیے۔

کینیڈا براعظم شمالی امریکہ کا ایک ملک ہے۔ یہ ملک قطب شمالی کے نقشے میں واقع ہے۔ یہاں کی آبادی بہت کم ہے جس کی وجہ یہاں کا موسم ہے۔ یہ جگہ دنیا کے سرد ترین خطوں میں شمار (۱) ہوتی ہے اور سال بھر برف سے ڈھکی رہتی ہے۔ آپ یہ جان کر یقیناً حیران (۲) ہوں گے کہ یہاں گرمیوں کے چھ مہینے زیادہ تر دن رہتا ہے اور سورج چمکتا رہتا ہے۔ اس کے

سوالات کے جوابات تحریر کرنے کے لئے ایک اردو کی کاپی کا انتخاب کیجیے نیز کام کرنے کے لئے معمول کے مطابق کاپی پر تاریخ، دن، گھر کا کام اور حاشیہ ضرور لگائیں۔

2۔ لکھتے وقت لکھائی کے اصول ضرور مد نظر رکھیں۔

سرگرمی نمبر 1

- دیئے گئے سوالات کو حل کرنے سے پہلے دیئے گئے لنک کو ضرور دیکھیں۔

<https://www.youtube.com/watch?v=i>

برخلاف (۳) سردیوں کے چھ مہینے رات رہتی ہے۔ اس زمانے میں لوگ اندھیرے میں سو کر اٹھتے ہیں جہاں مہینوں تک سورج دکھائی نہیں دیتا اور اندھیرے میں ہی لوگوں کے کام کاج ہوتے ہیں یا تعلیمی اداروں میں پڑھنے جاتے ہیں۔ گرمیوں میں سوتے وقت بھی اُجالا (4) ہوتا ہے اور جاگتے وقت بھی۔

اس علاقے کی ایک اور غیر معمولی (5) بات یہاں کی پر اسرار (6) روشنیاں ہیں۔ رات ہو یا دن ہو، آسمان پر رنگ برنگی روشنیوں کی دھاریاں اور دائرے نظر آتے ہیں۔ چاند اور سورج کے گرد (7) بھی دھنک کی طرح رنگین

لہریں گردش کرتی نظر آتی ہیں۔ ناچتی روشنیوں کا یہ نظارہ (8) سورج سے نکلنے والے ذرات کے ہوا میں بکھرنے سے ہوتا ہے۔

1- گنتی، شامل ہو نا	3- برعکس، مخالف	5- اہم، منفرد	7- آس پاس، چاروں طرف
2- ضرور، بے شک	4- روشنی، رونق	5- نامعلوم، پو شیدہ	8- تماشائگاہ

سوال 2- جدول میں الفاظ اور اس کے سامنے مترادفات دیے جا رہے ہیں مگر ایک لفظ غلط ہے۔ وہ لفظ اگلے خانے میں لکھیے۔ مثال دی گئی ہے۔

کھمبز	غور، اکڑ، خوشی، تکبر، شینچی	خوشی
دلیر	مختی۔ بے خوف، ندر، سورما، بہادر، جی دار	
مسلط	بھاری، غالب، کمزور، برتر، حاوی، زور آور	
وساں	مال و اسباب، کوشش، ساز و سامان، ہتھیار، ذرائع	

سوال 3: متضاد اور مترادف مرکبات کو الگ الگ کیجیے۔

جسم و جان۔ زمین و آسمان۔ شمس و قمر۔ رعب و دبدبہ۔ عروج و زوال۔ صحت و صفائی۔ درد و غم۔ کون و مکان۔ دین و دنیا۔ لطف و عنایت۔ شام و سحر۔ سزا و جزا۔ نور و ظلمت۔ مرد و وزن۔ نادر و نایاب۔ دل و جان۔

مترادف مرکبات	متضاد مرکبات

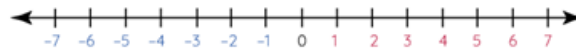
سوال 4: کوئی سے دس متر اداں مرکبات کو جملوں میں استعمال کریں۔

Mathematics

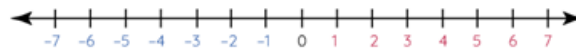
Integers

1. Use the number line to answer the following:

a) 4 more than -1



b) -3 more than -1



2. What is the sum of 147 and -200?

3. $11 + (-7) + (-12) = \underline{\hspace{2cm}}$

4. $(-2) + (-3) + (-4) = \underline{\hspace{2cm}}$

6. When I am added to -6, the result is 18. Who am I?

7. Find the missing number in the following addition of integers. $-5 + \underline{\hspace{2cm}} + 19 = -2$.

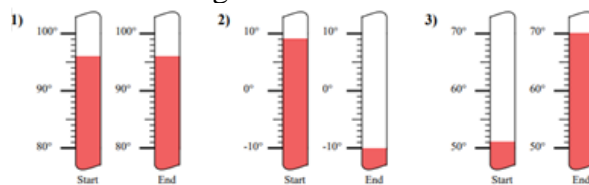
8. The temperature of New York City on a certain day is -3°C . The next day, it increases by -2°C . Then what is the temperature on the next day? (Draw the number line.)

9. Fill in the following table by adding the integers.

+	12	-3
-15		
5		

10. State whether $\mathbf{a + b = b + a}$ is true or false for the integers $\mathbf{a = -45}$ and $\mathbf{b = 12}$.

11. Determine the difference in temperatures for the following thermometers.



General Instructions:

Presentation: Use A4-sized assignment sheets for all work.

Write neatly with a blue pen; use a pencil for number lines / diagrams. Label each sheet with name, class, section, roll number, and topic (Integers).

Organization: Complete tasks week-wise and arrange them in a Math Subject File. Staple or clip sheets in order before submission.

Watch & Learn

- Click the links below to watch fun videos on integers:

[A Trick for Adding and Subtracting Negative Numbers](#)

[Introduction to Integers](#)

	<p>12.(i) A hiker climbs up 120 meters, then descends down 150 meters. What's her final position?</p> <p>(ii)The temperature was 5°C at noon. It dropped by 8°C by midnight. What is the new temperature?</p> <p>(iii) "Why is -30m in Problem (i) different from -3°C in Problem (ii)?"*</p>	
Science	<p>Activity 1: Use of virtual microscope</p> <ul style="list-style-type: none"> • Use the following links to observe the samples of given organisms under the virtual microscope. • https://learn.genetics.utah.edu/content/cells/microscope • https://interactives.bscs.org/3dmss/microscope.html 	<p>Instructions for observing plant shoot system</p> <ul style="list-style-type: none"> • Use the first link to observe the plant shoot system. • List out the tissues that make up the shoot system along with their functions. • Draw a microscopic image of a spongy parenchyma cell by using colors and the given link. • Use A4 sheets to complete this task. • Turn on the labelling button while you are observing the shoot system. <p>Instructions for observing different parts of the plant:</p> <ul style="list-style-type: none"> • Use the 2nd link to observe the parts of different plants. • Find out some facts about the plants given in the link. (buttercup, onion, birch and corn) • Draw a microscopic image of the corn stem. • Use A4 sheets to complete the task.

Social Studies	<p>HISTORY: TOPIC: ANCIENT CHINA Create a timeline of all dynasties. Question/Answers 1.What modern lessons can be drawn from the collapses of ancient Chinese states? Are there parallels with modern governments today? Key points: Key points: You are also asked to make comparisons (parallels) between ancient and current governments or states. 2.Were Ancient Chinese inventions more impactful within China or globally? Provide evidence to support your argument. RESEARCH WORK: 3. How would Ancient Chinese governance principles compare to modern democratic systems?</p> <p>GEOGRAPHY: TOPIC: MOUNTAINS, PLATEAUS AND VALLEYS.</p> <ol style="list-style-type: none"> 1. Create a travel brochure or digital guide to a plateau region focusing on its geography, culture, and landmarks. 	<p>INSTRUCTIONS:</p> <p>Presentation: Use Narrow lines assignment sheets for all work. Write neatly with a blue pen. Label each sheet with name, class, section, Admission number, and topic</p> <p>Organization: Complete tasks week-wise and arrange them in a S.ST Subject File. Staple or clip sheets in order before submission.</p> <p>Watch this link carefully. https://www.youtube.com/watch?v=uZ-yjGDrRM8 https://www.youtube.com/watch?v=YtOumaxoLxM</p> <p>Instructions: Front Page / Cover Title: "Explore the [Name] Plateau" Eye-catching photo or illustration</p> <p>A tagline: e.g., “Where the Sky Meets the Earth”. Travel Information: How to get there (nearest airports, roads, access tips) Best time to visit (weather, festivals) What to pack or wear Travel warnings or health tips (e.g., altitude sickness)</p>
Computer Studies	<p>Design Your Dream OS Objective: Understand the functions of an operating system. Instructions: 1. Imagine a new gadget (a phone, tablet, robot, etc.). 2. Design an operating system for it by answering the following: What is the name of your OS? What kind of gadget is it for? List at least 3 tasks your OS can perform.</p>	<p>Presentation: Use A4-sized assignment sheets for all work. Write neatly with a blue pen. Label each sheet with name, class, section, roll number, and topic.</p> <p>Organization: Complete tasks week-wise and arrange them in Computer Subject File. Staple or clip sheets in</p>

	Draw and label an icon or logo for your OS.	order before submission.
--	---	--------------------------