



# St. Anthony's High School Faisal Town Lahore



Class 6C

## HOLIDAYS HOMEWORK

Week 1



Name: \_\_\_\_\_

Class: \_\_\_\_\_ Section: \_\_\_\_\_

Admission. No. \_\_\_\_\_

**To,**  
**The Parents,**

1. This booklet contains summer vacation homework for 2025: projects and worksheets.
2. Vacation homework is designed to keep the children usefully engaged connecting the book knowledge with practical life.
3. The work is designed under the following formats based on activities
  - a) Thematic work
  - b) Intergraded work
  - c) Projects
4. Parents are requested to support, guide and provide inexpensive material required to complete the work.
5. The work given is to develop skills, innovation and creativity, the work done by anybody except the students will not be checked.
6. Where necessary instructions are given to the child and to the parents to guide and support the child in completing work.
7. The summer vacation homework suggests visiting parks, zoo, and other educational and recreational locations for activities.
8. We hope this exercise will help children and parents to spend some quantity time together, which they miss during the school days and turn the learning into a joyful experience. Hence we plan the event meaningfully.
9. Do not use expensive material.
10. HW is given on weekly basis for 7 weeks. HW of the 1<sup>st</sup> week will be uploaded on the website and on shared on WhatsApp groups by 8<sup>th</sup> of June 2025.
11. Please refrain from doing the entire home work in one week.
12. Teachers will be available on phone/WhatsApp between 10am to 12noon till 20<sup>th</sup> June 2025.
13. Email ID of every teacher is mentioned at the end of the page. For any further clarification you can email to [ace@stanthonys.edu.pk](mailto:ace@stanthonys.edu.pk).
14. Please note that you will receive the response of the email within 24 working hours up to 20<sup>th</sup> of June 2025.
15. Make a permanent work place and work time, this will help you bring discipline into your work routine.
16. All the home work should be submitted on 7<sup>th</sup>, 8<sup>th</sup> and 9<sup>th</sup> of August 2025.
17. Please compile all the projects and worksheets in the form of a booklet with the name of the students, admission number, and class mentioned clearly on the cover page. Please get the colored print of the cover page.
18. Do collect the receipt of the submitted homework.
19. In case of any delay, submit your homework with an application to the coordinator.
20. Any changes to the above will be intimated to you through the website/FB.
21. Email Ids: [ambreen@stanthonysft.edu.pk](mailto:ambreen@stanthonysft.edu.pk), [duaa@stanthonysft.edu.pk](mailto:duaa@stanthonysft.edu.pk),  
[mariam@stanthonysft.edu.pk](mailto:mariam@stanthonysft.edu.pk), [sajda@stanthonysft.edu.pk](mailto:sajda@stanthonysft.edu.pk), [sarahy@stanthonysft.edu.pk](mailto:sarahy@stanthonysft.edu.pk),  
[sonila@stanthonysft.edu.pk](mailto:sonila@stanthonysft.edu.pk).

Class:6C	Week 1	Date:
Subject	Homework Project	Instructions
English	<p>Topic: Adjectives and their formation</p> <p>Adjectives are used to describe nouns, we use them to enhance our communication in daily life. The word "adjective" comes from Latin "adjectivum," which means "added to." That's because adjectives are "added to" nouns to describe them in detail.</p> <p>(Fun Fact: In English, adjectives follow a secret and a natural order that most native speakers don't even realize they're following. Opinion &gt; Size &gt; Age &gt; Shape &gt; Color &gt; Origin &gt; Material &gt; Purpose &gt; Noun</p> <p>So:          "A lovely small old round yellow French silk evening dress")</p> <p>Grandpa's Lesson          by Randall W. West</p> <p>Though Grandpa was a quiet man, he taught his lessons well.</p> <p>He showed me ways to understand with stories I still tell.</p> <p>The first time I had lost a game, he told me what to do.</p> <p>So now, my son, in Grandpa's name I'll do the same to you.</p> <p>Hold your head up proudly and wipe that tear out of your eye.</p> <p>You still can be a winner, but winners never cry.</p> <p>You've just reached the place in life where winners all begin.</p> <p>You have to know the taste of loss to savor any win.</p> <p>If you want to see a rainbow, you'll have to take the rain.</p> <p>If you want to be successful, you have to take the strain.</p> <p>If you want to be a winner and hold your head up high,</p> <p>you have to know just how to lose, 'cause winners never cry.</p> <p>You could win most any game and jump and</p>	<ol style="list-style-type: none"> <li>1. Use loose sheets (narrow line sheets) to perform this task.</li> <li>2. Use different colours to underline adjectives.</li> <li>3. Make a column to write the mentioned nouns, and in the other column, write their formed adjectives.</li> <li>4. Use a school handwriting pattern.</li> <li>5. You can watch this video from the given link for better understanding:  <a href="https://youtu.be/bccrgidbAJ8?si=j7h9OjuooSpiG2zH">https://youtu.be/bccrgidbAJ8?si=j7h9OjuooSpiG2zH</a></li> <li>6. You can also take help from the grammar book "Junior English" if you find any word difficult.</li> <li>7. Make meaningful sentences and use only proper adjectives to make sentences for task 4.</li> </ol>

	<p>shout for joy. That's a part of life that's shared by every growing boy. But here's a thought for little guys who join the ranks of men. A winner is the loser who can suck it up and try again. Task 1: Read the given poem carefully. Task 2: Note down the poem and underline the adjectives present in it. Task 3: The following nouns are present in the poem; form adjectives from these nouns. Make a column in the middle of the page, on one side write these nouns and on the other side write their adjectives.</p> <ol style="list-style-type: none"> <li>1. success</li> <li>2. life</li> <li>3. boy</li> <li>4. rain</li> <li>5. joy</li> <li>6. thought</li> </ol> <p>Task 4: Creative Writing for Proper Adjectives A few proper nouns are given below. First, write their proper adjectives. Then use those proper adjectives in sentences. An example is done for your ease:</p> <table border="1"> <thead> <tr> <th>Noun</th><th>Adjective</th><th>Sentence</th></tr> </thead> <tbody> <tr> <td>Pakistan</td><td>Pakistani</td><td>I love to explore the Pakistani museum and its national heritage.</td></tr> </tbody> </table> <ol style="list-style-type: none"> <li>1. Denmark</li> <li>2. Paris</li> <li>3. India</li> <li>4. Isle of Man</li> <li>5. Scotland</li> </ol>	Noun	Adjective	Sentence	Pakistan	Pakistani	I love to explore the Pakistani museum and its national heritage.	
Noun	Adjective	Sentence						
Pakistan	Pakistani	I love to explore the Pakistani museum and its national heritage.						
Urdu	<p>عنوان: مترادفات کا درست استعمال درج ذیل متن میں نشان زدہ الفاظ کے ایک سے زائد مترادفات دیے گئے ہیں۔ آپ سیاق</p>	<p>سوالات کے جوابات تحریر کرنے کے لئے ایک اردو کی کاپی کا انتخاب کیجیے نیز کام کرنے کے لئے معمول</p>						

کے مطابق کاپی پر تاریخ، دن، گھر کا کام اور حاشیہ ضرور لگائیں۔

2۔ لکھتے وقت لکھائی کے اصول ضرور مد نظر رکھیں۔  
سرگرمی نمبر 1

• دیئے گئے سوالات کو حل کرنے سے پہلے  
دیئے گئے لنک کو ضرور دیکھیں۔

• <https://www.youtube.com/watch?v=i2Dm3zr-Hhw>

وسابق (context) کے لحاظ سے موزوں لفظ پر درست (✓) کا نشان لگائیے۔

کینیڈا براعظم شمالی امریکہ کا ایک ملک ہے۔ یہ ملک قطب شمالی کے نقشے میں واقع ہے۔  
یہاں کی آبادی بہت کم ہے جس کی وجہ یہاں کا موسم ہے۔ یہ جگہ دنیا کے سرد ترین خطوں میں شمار (۱) ہوتی ہے اور سال بھر برف سے ڈھکی رہتی ہے۔ آپ یہ جان کر یقیناً حیران (۲) ہوں گے کہ یہاں گرمیوں کے چھ مہینے زیادہ تر دن رہتا ہے اور سورج چمکتا رہتا ہے۔  
اس کے خلاف (۳) سردیوں کے چھ مہینے رات رہتی ہے۔ اس زمانے میں لوگ اندھیرے میں سو کر اُٹھتے ہیں جہاں مہینوں تک سورج دکھائی نہیں دیتا اور اندھیرے میں ہی لوگوں کے کام کاج ہوتے ہیں یا تعلیمی اداروں میں پڑھنے جاتے ہیں۔ گرمیوں میں سوتے وقت بھی اُجالا (۴) ہوتا ہے اور جاگتے وقت بھی۔

اس علاقے کی ایک اور غیر معمولی (۵) بات یہاں کی پراسرار (۶) روشنیاں ہیں۔ رات ہو یا دن ہو، آسمان پر رنگ برنگی روشنیوں کی دھاریاں اور دائرے نظر آتے ہیں۔ چاند اور سورج کے گرد (۷) بھی دھنک کی طرح رنگین لہریں گردش کرتی نظر آتی ہیں۔ ناچتی روشنیوں کا یہ نظارہ (۸) سورج سے نکلنے والے ذرات کے ہوا میں بکھرنے سے ہوتا ہے۔

1۔ گنتی، شامل ہو نا	3۔ برعکس، مخالف	5۔ اہم، منفرد	7۔ آس پاس، چاروں طرف
2۔ ضرور، بے شک	4۔ روشنی، رونق	5۔ نامعلوم، پوشیدہ	8۔ تماشائیکہ

سوال 2۔ جدول میں الفاظ اور اس کے سامنے مترادفات دیے جا رہے ہیں مگر ایک لفظ غلط ہے۔ وہ لفظ اگلے خانے میں لکھیے۔ مثال دی گئی ہے۔






کھمبز	غرور، اکڑ، خوشی، تکبر، شین	خوشی
دلیر	مقتدی۔ بے خوف، ندر، سورما، بہادر، جی دار	
مسلط	بھاری، غالب، کمزور، برتر، حاوی، زور آور	
وسائل	مال و اسباب، کوشش، ساز و سامان، ہتھیار، ذرائع	

سوال 3: متغداد اور مترادف مرکبات کو الگ الگ کیجیے۔

جسم و جان۔ زمین و آسمان۔ شمس و قمر۔ رعب و دبدبہ۔ عروج و زوال۔ صحت و صفائی۔ درد و غم۔ کون و مکان۔ دین و دنیا۔ لطف و عنایت۔ شام و سحر۔ سزا و جزا۔ نور و ظلمت۔ مرد و

	<p>زن۔ نادر و نایاب۔ دل و جان۔</p> <table><tr><td>متضاد مرکبات</td><td>متراوف مرکبات</td></tr><tr><td></td><td></td></tr></table> <p>۔ سوال 4: کوئی سے دس متراوف مرکبات کو جملوں میں استعمال کریں</p>	متضاد مرکبات	متراوف مرکبات			
متضاد مرکبات	متراوف مرکبات					
Mathematics	<p>TOPIC: SETS</p> <p>Q1:</p> <p>1. Pick the Odd One Out and Explain Why:</p> <p>Look at each set and circle the one item that doesn't belong. Then explain your answer.</p> <p>(a) {unicorn, dragon, cat, phoenix, griffin} \{\text{unicorn, dragon, cat, phoenix, griffin} \} \{unicorn, dragon, cat, phoenix, griffin}</p> <p>(b) {chocolate, vanilla, strawberry, spaghetti, mint} \{\text{chocolate, vanilla, strawberry, spaghetti, mint} \} \{chocolate, vanilla, strawberry, spaghetti, mint}</p> <p>(c) {Earth, Mars, Saturn, Pizza, Neptune} \{\text{Earth, Mars, Saturn, Pizza, Neptune} \} \{Earth, Mars, Saturn, Pizza, Neptune}</p> <p>(d) {jump, run, sleep, fly, swim} \{\text{jump, run, sleep, fly, swim} \} \{jump, run, sleep, fly, swim}</p> <p>(e) {circle, triangle, square, banana, rectangle} \{\text{circle, triangle, square, banana, rectangle} \} \{circle, triangle, square, banana, rectangle}</p>	<p>GENERAL INSTRUCTIONS:</p> <p>Use A4- sized assignments sheets for all work. Do neat work with blue pen, use pencil for venn diagram. Label each sheet with your name and topic.</p> <p>ORGANIZATION: Complete your task week-wise and arrange them in a MATH subject file. Staple or clip sheets in order before submission.</p> <p><a href="#">What are Sets?   Set Theory   Don't Memorise</a></p>				
	<p>2. Describe These Magical Sets in Words:</p> <p>Imagine these sets belong in a fantasy world. Describe what they are.</p> <p>(a) A={wand, spellbook, cloak, broomstick} A = \{\text{wand, spellbook,</p>					

	<p>cloak, broomstick} \\ A={wand, spellbook, cloak, broomstick}</p> <p>(b) <math>B=\{2,4,6,8,10,\dots\}</math> <math>B=\{2, 4, 6, 8, 10, \ldots\}</math> <math>B=\{2,4,6,8,10,\dots\}</math></p> <p>(c) <math>C=\{x:x \text{ is a mythical creature with wings}\}</math> <math>C=\{x : x \text{ is a mythical creature with wings}\}</math> <math>C=\{x:x \text{ is a mythical creature with wings}\}</math></p> <p>(d) <math>D=\{x:x \text{ is a potion ingredient found in the forest}\}</math> <math>D=\{x : x \text{ is a potion ingredient found in the forest}\}</math> <math>D=\{x:x \text{ is a potion ingredient found in the forest}\}</math></p> <p>(e) <math>E=\{\text{moon, stars, sun, comet, candy}\}</math> <math>E=\{\text{moon, stars, sun, comet, candy}\}</math> <math>E=\{\text{moon, stars, sun, comet, candy}\}</math></p>	
	<p>3. True or False? (With a Twist!):</p> <p>Decide if each statement is true or false — from the world of imagination!</p> <p>(a) <math>\text{cookie} \in \{\text{milk, juice, soda, cookie}\}</math> <math>\text{cookie} \in \{\text{milk, juice, soda, cookie}\}</math> <math>\text{cookie} \in \{\text{milk, juice, soda, cookie}\}</math></p> <p>(b) <math>5 \in \{x:x \text{ is a number of legs on a normal unicorn}\}</math> <math>5 \in \{x : x \text{ is a number of legs on a normal unicorn}\}</math> <math>5 \in \{x:x \text{ is a number of legs on a normal unicorn}\}</math></p> <p>(c) <math>\text{broomstick} \notin \{\text{hat, wand, broomstick, spell}\}</math> <math>\text{broomstick} \notin \{\text{hat, wand, broomstick, spell}\}</math> <math>\text{broomstick} \notin \{\text{hat, wand, broomstick, spell}\}</math></p> <p>(d) <math>8 \in \{x:x \text{ is a tentacle on an octopus}\}</math> <math>8 \in \{x : x \text{ is a tentacle on an octopus}\}</math> <math>8 \in \{x:x \text{ is a tentacle on an octopus}\}</math></p> <p>(e) <math>\text{dragon} \in \{x:x \text{ is a fruit}\}</math> <math>\text{dragon} \in \{x : x \text{ is a fruit}\}</math> <math>\text{dragon} \in \{x:x \text{ is a fruit}\}</math></p>	
	<p>4. Create a Set:</p>	

	<p>Make your own set based on the question!</p> <p>(a) Make a set of your 5 favorite cartoon characters.</p> <p>(b) Make a set of snacks you'd take on a treasure hunt.</p> <p>(c) Create a set of superhero powers you wish you had.</p> <p>(d) List a set of 4 animals that live in water.</p> <p>(e) List 3 things you'd find in a wizard's backpack.</p>	
	<p>5. Match the Sets (Fun Edition!):</p> <p>Match each item to the correct set it belongs to:</p> <p>Items:  Unicorn,  Apple,  Sunglasses,  Wizard,  Dolphin</p> <p>Sets:</p> <p>A = Magical Creatures</p> <p>B = Fruits</p> <p>C = Sea Animals</p> <p>D = Cool Summer Things</p> <p>E = Fantasy Characters</p> <p>Q2: Describe each of the following sets in words:</p> <p>(a) <math>A = \{1, 3, 5, 7, 9, 11, \dots\}</math> <math>A = \{1, 3, 5, 7, 9, 11, \dots\}</math></p> <p>(b) <math>B = \{2, 4, 8, 16, 32\}</math> <math>B = \{2, 4, 8, 16, 32\}</math></p> <p>(c) <math>C = \{x : x \text{ is a vowel in the English alphabet}\}</math> <math>C = \{x : x \text{ is a vowel in the English alphabet}\}</math></p> <p>(d) <math>D = \{10, 20, 30, 40, 50\}</math> <math>D = \{10, 20, 30, 40, 50\}</math></p> <p>(e) <math>E = \{x : x \text{ is a single-digit number}\}</math> <math>E = \{x : x \text{ is a single-digit number}\}</math></p>	



	<p>Q3: TRUE / FALSE AND EXPLAIN WHY IT IS T/F.</p> <p>1. Statement:  <math>\square \text{ Cupcake} \in \{ \text{🍕 Pizza}, \text{🍟 Fries}, \text{🍔 Burger}, \text{🌭 Hotdog} \}</math></p>	
	<p>2.Statement:  <math>\text{🧙♂ Wizard} \in \{ \text{🧝 Elf}, \text{🧛♂ Vampire}, \text{🧟 Zombie}, \text{🧙♂ Wizard} \}</math></p>	
	<p>3.Statement:  <math>\text{🐟 Fish} \in \{ \text{🐶 Dog}, \text{🐱 Cat}, \text{🐰 Rabbit}, \text{🐦 Bird} \}</math></p>	
Science	<p>Activity 1: Measuring Length with a Homemade Ruler  Objective: Understand the concept of length and standard units.  Learning: Importance of standardized units (cm, inches) in measurements.  Questions:  1. List two objects you measured with your homemade ruler and their lengths:  o Object 1: _____ = _____ cm  o Object 2: _____ = _____ cm</p> <p>2. Did your homemade ruler give the same measurement as a real ruler? If not, why?</p> <p>3. Name one profession where accurate length measurement is important.</p>	<p>Materials: Paper, pencil, a standard ruler (for reference), scissors.  Steps:  1. Cut a strip of paper (about 30 cm long).  2. Use a standard ruler to mark centimeters (cm) on the paper strip.  3. Now, measure different objects (pencil, book, table) with your homemade ruler.  4. Compared with a real ruler—does it match?  Learning: Importance of standardized units (cm, inches) in measurements.  Instructions: Use foolscap/assignment sheets for answers.</p>
Social Studies	<p>TOPIC: ANCIENT CHINA  Create a timeline of all dynasties.  Question/Answers  1.What modern lessons can be drawn from the collapses of ancient Chinese states? Are there parallels with modern governments</p>	<p>INSTRUCTIONS:    INSTRUCTIONS:  Presentation: Use Narrow lines assignment sheets for all work. Write neatly with a</p>

	<p>today?</p> <p>2. Were Ancient Chinese inventions more impactful within China or globally? Provide evidence to support your argument.</p> <p>RESEARCH WORK:</p> <p>3. How would Ancient Chinese governance principles compare to modern democratic systems?</p> <p>GEOGRAPHY:</p> <p>TOPIC: MOUNTAINS, PLATEAUS AND VALLEYS.</p> <ol style="list-style-type: none"> <li>1. Create a travel brochure or digital guide to a plateau region focusing on its geography, culture, and landmarks?</li> </ol>	<p>blue pen. Label each sheet with name, class, section, Admission number, and topic</p> <p>Organization: Complete tasks week-wise and arrange them in a S.ST Subject File. Staple or clip sheets in order before submission.</p> <p>Watch this link carefully.  <a href="https://www.youtube.com/watch?v=uZ-yjGDrRM8">https://www.youtube.com/watch?v=uZ-yjGDrRM8</a>  <a href="https://www.youtube.com/watch?v=YtOumaxoLxM">https://www.youtube.com/watch?v=YtOumaxoLxM</a></p> <p>Instructions:</p> <p>Use A4 Sheets for making brochures.  Front Page / Cover</p> <p>Title: "Explore the [Name] Plateau"</p> <p>Eye-catching photo or illustration</p> <p>A tagline: e.g., "Where the Sky Meets the Earth"</p> <p>Travel Information:</p> <p>How to get there (nearest airports, roads, access tips)</p> <p>Best time to visit (weather, festivals)</p> <p>What to pack or wear</p> <p>Travel warnings or health tips</p>
--	--	---

		(e.g., altitude sickness)
Computer Studies	<p>Design Your Dream OS</p> <p>Objective: Understand the functions of an operating system.</p> <p>Instructions:</p> <ol style="list-style-type: none"> <li>1. Imagine a new gadget (a phone, tablet, robot, etc.).</li> <li>2. Design an operating system for it by answering the following:            What is the name of your OS?            What kind of gadget is it for?            List at least 3 tasks your OS can perform</li> </ol>	<p>Presentation: Use A4-sized assignment sheets for all work. Write neatly with a blue pen. Label each sheet with name, class, section, roll number, and topic.</p> <p>Organization: Complete tasks week-wise and arrange them in Computer Subject File. Staple or clip sheets in order before submission.</p>