



## CLASS 5



## WEEK 2

Name: \_\_\_\_\_

Class: \_\_\_\_\_ Section: \_\_\_\_\_

Admission. No. \_\_\_\_\_

To,

The Parents,

1. This booklet contains summer vacation homework for 2025: projects and worksheets.
2. Vacation homework is designed to keep the children usefully engaged connecting the book knowledge with practical life.
3. The work is designed under the following formats based on activities
  - a) Thematic work
  - Or
  - b) Intergraded work
  - Or
  - c) Projects
4. Parents are requested to support, guide and provide inexpensive material required to complete the work.
5. The work given is to develop skills, innovation and creativity, the work done by anybody except the students will not be checked.
6. Where necessary instructions are given to the child and to the parents to guide and support the child in completing work.
7. The summer vacation homework suggests visiting parks, zoo, and other educational and recreational locations for activities.
8. We hope this exercise will help children and parents to spend some quantity time together, which they miss during the school days and turn the learning into a joyful experience. Hence we plan the event meaningfully.
9. Do not use expensive material.
10. HW is given on weekly basis for 7 weeks. HW of the 1<sup>st</sup> week will be uploaded on the website and on shared on WhatsApp groups by 8<sup>th</sup> of June 2025.
11. Please refrain from doing the entire home work in one week.
12. Teachers will be available on phone/WhatsApp between 10am to 12noon till 20<sup>th</sup> June 2025.
13. Email ID of every teacher is mentioned at the end of the page. For any further clarification you can email to [ace@stanthonysft.edu.pk](mailto:ace@stanthonysft.edu.pk)
14. Please note that you will receive the response of the email within 24 working hours up to 20<sup>th</sup> of June 2025.
15. Make a permanent work place and work time, this will help you bring discipline into your work routine.
16. All the home work should be submitted on 7<sup>th</sup>, 8<sup>th</sup> and 9<sup>th</sup> of August 2025.
17. Please compile all the projects and worksheets in the form of a booklet with the name of the students, admission number, and class mentioned clearly on the cover page. Please get the colored print of the cover page.
18. Do collect the receipt of the submitted homework.
19. In case of any delay, submit your homework with an application to the coordinator.
20. Any changes to the above will be intimated to you through the website/FB.
21. Following are the emails of the teachers and coordinator:

Coordinator: [upcoordinator@stanthonysft.edu.pk](mailto:upcoordinator@stanthonysft.edu.pk)

[jia@stanthonysft.edu.pk](mailto:jia@stanthonysft.edu.pk)

[noveen@stanthonysft.edu.pk](mailto:noveen@stanthonysft.edu.pk)

[razia@stanthonysft.edu.pk](mailto:razia@stanthonysft.edu.pk)

[hinat@stanthonysft.edu.pk](mailto:hinat@stanthonysft.edu.pk)

[sharon@stanthonysft.edu.pk](mailto:sharon@stanthonysft.edu.pk)

## English

### Activity 1. Word Power – Vocabulary Explorer

Watch the video: [David Livingstone https://youtu.be/y6E2EoptInA?si=2GUfc8Xk6kLFC5HS](https://youtu.be/y6E2EoptInA?si=2GUfc8Xk6kLFC5HS)



*The Life of David Livingstone*

**Task:** Learn and write the following 20 words from the video.

#### Instructions:

Select any 20 difficult words from the video. Learn their spellings, write the meanings and Use at least 5 of them in sentence. Do your work on foolscap sheets.

### Activity 2. Listening + Critical Thinking

Rewatch the video and read the article:

[https://kids.britannica.com/kids/article/David-Livingstone/602110?utm\\_source=chatgpt.com](https://kids.britannica.com/kids/article/David-Livingstone/602110?utm_source=chatgpt.com)

**Answer the following questions in 3–5 lines each:**

1. Why do you think David Livingstone continued exploring even when it was dangerous?
2. In your opinion what qualities made him a good leader and role model?
3. Do you think it is more important to help people or to become famous? Why?
4. How do you think the local African people felt about his visits? Give reasons.
5. What can you learn from David Livingstone's life that can help you in your own life?

### Grammar Fun –Pronouns

#### Part A: Replace with the Correct Pronoun (rewrite the sentence)

1. David Livingstone was a doctor. David Livingstone helped people.  
→ \_\_\_\_\_
2. The villagers welcomed David. The villagers were kind.  
→ \_\_\_\_\_

3. The explorers walked for many days. The explorers were tired.  
→ \_\_\_\_\_
4. Mary was David's wife. Mary supported him.  
→ \_\_\_\_\_
5. The map was important. The map showed the Nile.  
→ \_\_\_\_\_

## Math

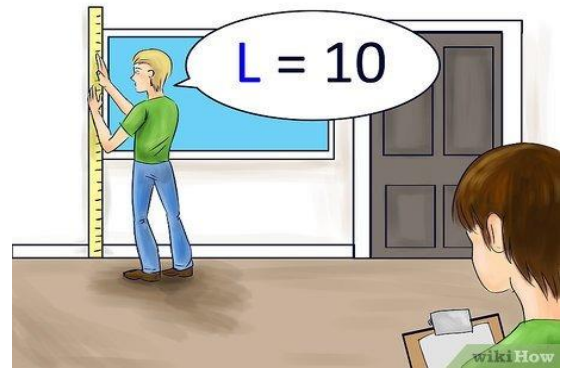
### Activity 1: Room Renovator – Measure Your Room

<https://www.youtube.com/watch?v=AVC-426M6V0>

**Task:** Measure rooms length and width then calculate the **area** and **perimeter**.

#### Instructions:

1. Choose **two rooms** in your house (e.g., bedroom, kitchen, living room).
2. Measure the **length** and **width** of each room using a **measuring tape** or **meter stick**.



Use the formulas:

- **Perimeter (m)** =  $2 \times (\text{Length} + \text{Width})$
- **Area (m<sup>2</sup>)** =  $\text{Length} \times \text{Width}$

**Example:** room name: Bed room, length (m): 4, width (m): 3, perimeter (m):  $2 \times (4 + 3) = 14$  m

, Area m<sup>2</sup>:  $4 \times 3 = 12$  m<sup>2</sup>

Room Name	Length (m)	Width (m)	Perimeter (m)	Area (m <sup>2</sup> )

#### Reflection:

- What was more useful for different decisions: **area or perimeter**? Why?

---

- How did this activity help you connect math to real life?

---

#### Word problem based on real life scenarios

- 1- If paint costs Rs40 per meter of wall (perimeter) and you paint only the walls,  
How much will it cost to paint each room?
- 

- 2- **Which room is bigger in size (area)?**  
Could you swap furniture between the two rooms comfortably?
- 

## Activity 2: My Juice Factory

<https://www.youtube.com/watch?v=CrFYdnWXgFE>

**Task:** Create your own juice mix using different fruit juices. Measure the volume of each and calculate the total.

### Instructions:

- Choose three different types of juice (or water with color/flavor for fun).
- Use different containers (glass, cup, bowl, bottle, etc.) to pour and measure each juice.
- Use a measuring cup or measuring scale to note the volume (in milliliters) of each juice used.
- Fill in the table below with your values.
- Add up the total volume.
- Convert the total from milliliters to liters.  
(Reminder: 1000 ml = 1 liter)



Juice Type	Volume Used (ml)	Container Used	Total Volume (ml)
<b>Total</b>			

### Reflection Questions:

- Which juice did you use the most?  

---
- Can you convert the total volume to liters?  

---

- Which container held the smallest amount of juice?

---

- Did all your juice types fit into one 1-liter bottle? Why or why not?

---

### Question:

In both activities which activity did you enjoy the most and why?

---




---

## Science

**Activity 1.** Think about a machine you would like to invent. Draw your machine and explain how it would be helpful.

### Instructions

1. Draw the machine on A4 paper.
2. Mention the uses of that machine on the same paper.
3. Upload it on [www.littleinventors.org/ideas](http://www.littleinventors.org/ideas)
4. Take a screenshot and share.



**Activity 2.** If you could spend one day with any scientist from the past or present, who would it be and why?

Click the link to know about the famous scientists and their inventions.


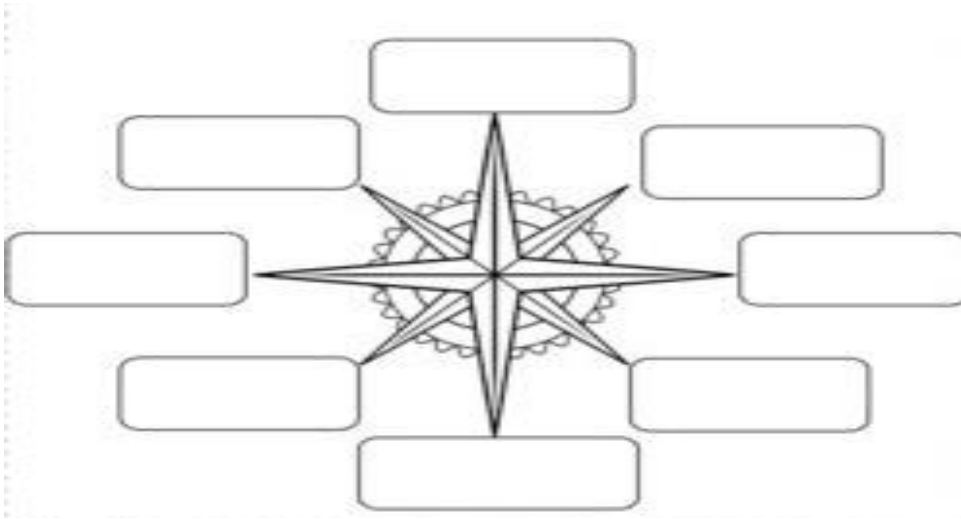
**Hint.** <https://www.youtube.com/watch?v=1ng2vBvb7Dg>

- What would you ask them?
- What do you think you could learn from them?
- How would you spend the day together?

Draw a picture of you and the scientist doing an activity together, and write a short paragraph (6–8 sentences) about your day with a scientist. Use foolscap sheet for your work.

## Social studies

**Q1. Label the compass with the correct cardinal and intermediate.**



**Q2. Critical thinking and Imagination Section:**

**1.If a map does not have a legend or key, what difficulties might a user face? Give an example.**

---

---

---

---

**2. Explain how modern technology like GPS and Google Maps has changed the way we use maps today. Do you think paper maps are still useful? Why or why not?**

---

---



---

---

---

3. Think of a situation where using the wrong map (such as a political map instead of a physical one) could cause confusion or problems. Describe what might happen..

---

---

---

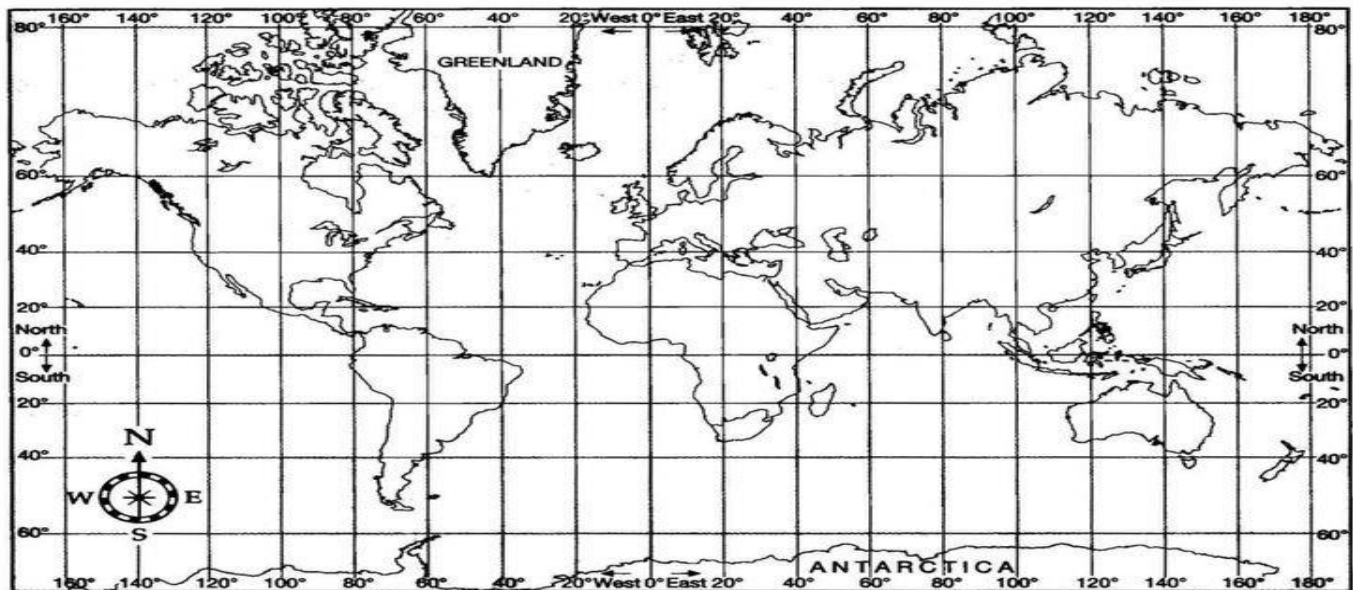
Q3. Study the world map carefully and respond to the following questions.

- North to South represents Lines of Longitude
- West to East represents lines of latitude

International date line

Prime Meridian

International date line



Map Reading Questions:

1. Which line runs vertically through Greenwich, England?
2. What is the longitude of the international Date line?



---

3. Which line divides the Earth into the Eastern and Western Hemispheres?

---

4. What is the degree measurement of the Equator? What does it tell us about that line?

---

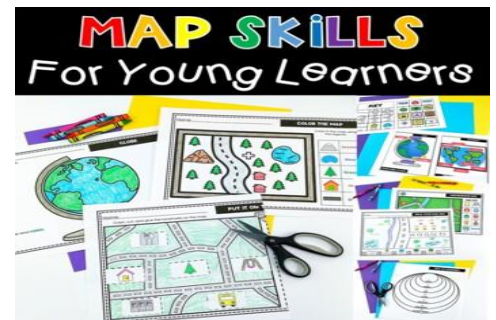
5. How many degrees are there in a full circle around the Earth?

---

**Activity: Make a map of your city or town showing important places like hospitals, police stations, and markets.**

**Instructions:**

1. Draw roads on a blank A4-size sheet of paper.
2. Add important places such as a hospital and a market.
3. Use pictures or symbols to represent the places.
4. Write a title and include a compass.
5. Create a key (legend) for your symbols.



**Differentiate between Physical and Political Map with more detailed explanations:**

Features	Physical map	Political map
What it Shows		
Why it's used		
Who uses it		

## Computer

**Topic: Introduction to Artificial Intelligence (AI)**

**Objective:**

To help students understand the basic concept of AI and how it is used in daily life.

**1. Write 5-6 lines** in your own words to explain:

- What do you think AI (Artificial Intelligence) means?
- Can computers think or make decisions?

**2. Make a list of 5 examples** of AI in your daily life.

**3. Draw Your Own AI Robot**

Draw a picture of your imaginary **AI robot**.

- Give it a name
- Write 3 things it can do to help you at home or in school.

### **Instructions**

- Do your work neatly on A4-sized sheets.
- You can decorate your work with drawings or printed pictures.

### **Art**

#### **Activity. Nature Craft**

Collect leaves, twigs, pebbles, or flowers (dried or fresh) from your surroundings.

Create:

- A **nature collage** on a cardboard sheet
- A **nature scene** (like a tree, animal, or landscape)

Glue and arrange materials creatively. Write a title for your art!

اُردو (دوسرا بقتہ)


کام کرنے کے لئے ہدایات

1: تحریری کام نیلی سیاہی اور انک پین کا ساتھ کریں۔

2: لکھائی خوشخط ہونی چاہیے۔

سرگرمی نمبر 1:

عبارت کی پڑھائی کریں اور متعلقہ سوالات کے جوابات لکھیں۔



فیصل مسجد پاکستان کے دارالحکومت اسلام آباد میں واقع ہے۔ یہ عظیم الشان مسجد اپنے انوکھے طرز تعمیر کی وجہ سے کافی مشہور ہے۔ اس مسجد کی تعمیر کی تجویز سعودی حکمران شاہ فیصل نے دی۔

1986 میں سعودی حکومت کی مالی امداد سے اس مسجد کی تعمیر شروع کر دی گئی۔ اس مسجد کے مرکزی ہال میں تقریباً ۱۰۰ ہزار نمازی نماز ادا کر سکتے ہیں۔ اس کی شکل ایک بڑے تھونے کی طرح ہے۔ مسجد کے اندر برقی فائوس نصب ہے۔ اس کے چار بڑے مینار اس کی خوب صورتی میں اضافے کا باعث ہیں۔ پہاڑوں کے درمیان رات کو یہ مینار نہایت دل کش منظر پیش کرتے ہیں۔

الف) سوالات کے جوابات لکھیں۔

1: فیصل مسجد کی وجہ شہرت بیان کریں اور کس حکمران کی تجویز سے اسے تعمیر کیا گیا ہے؟

---

---

---

2: رات کو یہ مسجد کیسا منظر پیش کرتی ہے؟

---

---

3: اس مسجد کی خصوصیات اپنے لفظوں میں بیان کریں۔

---

---

سرگرمی نمبر 2:

فیصل مسجد کی تصویر کشی اے فور پیپر پر کریں۔ اس کر بارے میں پانچ خاص معلوماتی جملے بھی لکھیں۔ (اگر کبھی آپ نے اس جگہ کی سیر کی ہو تو اس کے بارے میں مزید معلومات ضرور لکھیں۔)

سرگرمی نمبر 3: الف) جملے بنائیں:

دار الحکومت: .....

ہال: .....

تعمیر: .....

ب): واحد الفاظ کے جمع اور جمع الفاظ کے واحد لکھیں۔

مسجد: .....، وجہ: .....، شکل: .....

خیمے: .....، پہاڑوں: .....، منظر: .....

عبارت میں سے کوئی سے تین حروفِ جار اور دو حروفِ عطف تلاش کر کے لکھیں۔

حروفِ جار: .....، .....، .....

حروفِ عطف: .....، .....، .....

سرگرمی نمبر 4: قواعد: دیئے گئے وڈیو لنک کو کلک کریں۔ وڈیو کو توجہ سے دیکھیں اور متشابہ الفاظ کی تعریف اور مثالیں لکھیں۔

<https://youtu.be/8hxpgJubbng?si=s6dVhsAjSCxOVroa>

تعریف: .....

.....

.....

مثالیں:

.....

.....

.....

.....

## التحيات کا ترجمہ

التحيات لله والصلوات والطيبات، السلام عليك أيها النبي ورحمة الله وبركاته، السلام علينا وعلى عباد الله الصالحين، أشهد أن لا إله إلا الله وأشهد أن محمدًا عبده ورسوله.

ترجمہ:

"سب قوی، فعلی اور مالی عبادتیں اللہ ہی کے لیے ہیں، اے نبی! آپ پر سلام ہو اور اللہ کی رحمت اور برکت ہو۔ ہم پر بھی اور اللہ کے نیک بندوں پر بھی سلام ہو۔ میں گواہی دیتا ہوں کہ اللہ کے سوا کوئی معبود نہیں، اور محمد ﷺ اس کے بندے اور رسول ہیں۔"

عملی مشق: نماز میں التحیات غور سے پڑھنا

: سفر کی دعا

سُبْحَانَ الَّذِي سَخَّرَ لَنَا هَذَا وَمَا كُنَّا لَهُ مُقْرِنِينَ، وَإِنَّا إِلَىٰ رَبِّنَا لَمُنْقَلِبُونَ

ترجمہ:

"پاک ہے وہ ذات جس نے ہمارے لیے اس سواری کو تابع بنایا، ورنہ ہم اس پر قابو نہ پا سکتے، اور ہم نے اپنے رب کی طرف ہی لوٹ کر جانا ہے۔"

عملی مشق: سفر پر جاتے وقت یہ دعا پڑھیں۔