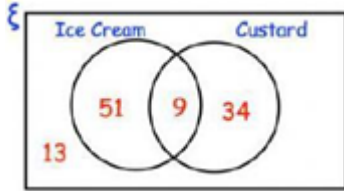


| | | |
|---------|---|---|
| Class | Week 3 | Date |
| Subject | Homework Project | Instructions |
| English | <p>Topic: Educational Trip Brochure Consider a person who has not visited the place where you went for an educational trip. You want to share your experience with him/her and all the fun you had there. Also, you're being paid for the advertisement of that place. So now, make a trip brochure for the place you visited. The brochure must be of 3 folds. The division is as follows: Title Page: On the title page, the name of the place you visited must be written. Page 1: On page 1, write the location of the place, the purpose of the trip and what did you learn from this trip. Page 2: On page 2, write about the activities you have done there and the sections you have visited from that place. Page 3: On page 3, search for 3 fun facts on the internet about that place and write them. And also mention the most enjoyable moment you had there. End page: At the back of the brochure, mention your name, class, section and admission number.</p> | <ol style="list-style-type: none"> 1. Use colorful A4 sheets for this project. 2. Make sure to write exact events that are being asked on each page. 3. You can use any kind of writing for this project. 4. Use any kind of colors (pencil colors, markers, glitters, water colors, etc.) 5. Draw neat drawings to enhance your brochure presentation. 6. The given link can help you out to make the brochure: https://youtu.be/wPs6TBsF9eA?si=1BPuM6m8clOA2BX |
| Urdu | <p>عنوان: متشابہ الفاظ اور متلازم الفاظ سرگرمی 1: ویڈیو کو دیکھنے کے بعد کم از کم کوئی سے 15 الفاظ کو زبانی لکھیں اور ان کو جملوں میں استعمال کرتے ہوئے ان کے معانی واضح کریں۔ متلازم الفاظ سرگرمی 2: جدول بنا کر کوئی سے دس اپنی پسند کے الفاظ لکھیں اور ہر لفظ کے کم از کم سات سات گروہی الفاظ خوشخط کیجیے۔ سرگرمی 3: ذیل کی خالی جگہوں میں مناسب لفظ لکھ کر متشابہ لفظ کا فرق واضح کیجیے۔ 1۔ احساس سے ----- لوگ کسی کے دل کا درد</p> | <p>متشابہ الفاظ https://www.youtube.com/watch?v=RNpYTE06tFQ&t=157s متلازم الفاظ https://www.youtube.com/watch?v=O4WOBdePVLk&t=11s</p> |

| | | |
|-------------|--|--|
| | <p>کیا جانیں کہ ان پر کیا کچھ غم کے پہاڑ ٹوٹے ہیں۔ (آری، عاری)</p> <p>2۔ میر تقی میر ایک شعر میں کہتے ہیں: میرا دل اس قدر دکھی ہے کہ کتنے ہی درد و غم اور جمع کیے تو میرا دل بنا۔ (الم، علم (</p> <p>3۔ قاسم پر اپنے اساتذہ کی نصیحت کا فوری ہوا اور اس نے آئندہ نقل سے توبہ کر لی۔ (عصر، اثر)</p> <p>4۔ ہندوستان اور پاکستان میں آم کے اچار، مربہ جات اور میٹھی چٹنی کا استعمال ہے۔ (آم، عام)</p> <p>5۔ انسانی زندگی میں حالات ایک جیسے نہیں رہتے، زمانے کی اونچ نیچ سے انسان متاثر ہو کر رہتا ہے۔ (صدا، سدا)</p> | |
| Mathematics | <p>Topic Sets</p> <p>1. At a wedding the guest may have ice cream or custard with their dessert. The Venn diagram shows information about the choices the guests made.</p>  <p>a) How many guests had custard? b) How many guests had custard and ice cream? c) How many guests went to the wedding?</p> <p>2. Missing Numbers (a) Fill in the missing numbers in these sequences.</p> | <p>Watch and learn Q1</p> <p>What is a Venn Diagram? Don't Memorize</p> <p>Q.3. Place Value Example</p> <p>4 hundredths less than 9.877 9.873 9.837</p> <p>Define sets and recognize notation of a set and its objects/elements Grade 6 Knowledge Platform What are Sets? Set Theory Don't Memorize</p> |

| | | | | | |
|----|----|----|----|----|----|
| 30 | 33 | 36 | 39 | 42 | 45 |
| 80 | 70 | 60 | 50 | 40 | 30 |
| 40 | 36 | 32 | 28 | 24 | 20 |
| 18 | 20 | | 24 | 26 | 28 |
| 40 | 50 | | 70 | 80 | |
| 32 | 28 | 24 | | 16 | |
| 28 | 26 | | 22 | 20 | |

(b) From the above number sequence make a set of even , odd , prime and composite numbers.

i) E={ }

II) O={ }

iii) P=

iv) C=

3. Using Place Value

Find these numbers.

2 hundredths more than 6.544

1 and 3 tenths more than 3.151

4 and 4 thousandths less than 7.995

13 hundredths more than 7.434

43 hundredths less than 7.755

4. Use the diagram below to answers the Questions 1 to 5.



Set A




Set B



Set C






Set D



Set E

- Which set has the most objects?
- Which set has the least objects?
- Which two sets are equivalent?
- How many more objects do you need to add to Set E to make it equivalent to Set B?
- Which set has one less than Set E?

| | | |
|-----------------------|--|---|
| <p>Science</p> | <p>When The headline of a news article read: Haze often occurs when smoke and dust particles accumulate in dry air. The haze in the news article was caused by smoke and dust particles from forest fires. It blocked sunlight and caused health problems.</p>  <p>Suggest how it caused leafy vegetables to cost more.</p> | <p>Instructions:</p> <p>Use A4 sheets to complete this task.</p> |
| <p>Social Studies</p> | <p>EDUCATIONAL TRIP: Task: Create a mini display with labels about any ancient civilization.</p> <ol style="list-style-type: none"> 1.Include printed or drawn pictures of tools, pottery, monuments, etc. 2.Add small handmade artifacts using clay or hard paper. <p>Q. "If Artifacts Could Speak" Creative Writing Project</p> <p>Pick 3–5 museum objects and write about these artifacts.</p>  | <p>INSTRUCTIONS: Students can use formic sheets and display handmade artifacts, tools and pottery.</p> |

| | | |
|------------------|--|---|
| |  | |
| Computer Studies | <p>Image Processing: Lahore Museum Visit Topic: Lahore Museum Postcard</p> <p>Guidelines: Design a digital postcard using an image editor/MS Paint.</p> <p>Include:</p> <ol style="list-style-type: none"> 1. An artifact image (from the visit or researched) 2. A short description (2–3 lines) 3. Your name and title 4. Design elements (border, background, stickers) | <p>Presentation: Take the print of the assigned work. Label the sheet with name, class, section, roll number, and topic.</p> <p>Organization: Complete tasks week-wise and arrange them in Computer Subject File. Staple or clip sheets in order before submission.</p> |

| | | |
|---------|--|--|
| Class | Week 4 | |
| Subject | Homework Project | Instructions |
| English | <p>Topic: Verbs Verbs are the action words, which are used to inform the reader about what the noun is performing. Fun Fact: The shortest complete sentence in English is just one verb: "Go." Task 1: Look at the pictures and actions performed in them. Write the verbs and make their sentences. An example is done for you as a sample:</p> | <ol style="list-style-type: none"> 1. Take colored printouts for this task 1. 2. Make meaningful sentences. 3. You can take help from the "Junior English Book" if you find any difficulty. 4. Complete task 2 on loose sheets (narrow line sheets). 5. Use the school handwriting pattern. |

1.



| Verb | Sentence |
|---------|---------------------------------|
| Barking | The dog is barking in the park. |

2.




| Verb | Sentence |
|------|----------|
| | |

3.



| Verb | Sentence |
|------|----------|
| | |

4.



| Verb | Sentence |
|------|----------|
| | |

6. Make sure to read the complete story before you copy down the sentences.
7. Keep in mind the word limit for task 3.

| | |
|--|--|
| | |
|--|--|



5.

| Verb | Sentence |
|------|----------|
| | |



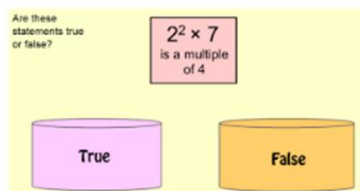
6.

| Verb | Sentence |
|------|----------|
| | |

Task 2: Read the story “The Remarkable Rocket” on p.40 in the novel ‘The Happy Prince and other stories’. Pick out 15 sentences in which verbs are present. After writing sentences underline the VERBS with different colors.

Task 3: Explain the character of the Remarkable Rocket in your own words (50-60 words only).

| | | |
|-------------|---|--|
| Urdu | <p>لنک میں موجود کہانی کو پڑھ کر سوالات کے جوابات دیں۔</p> <p>1۔ کہانی میں کس صورتِ حال کی نظر کشی کی گئی ہے؟</p> <p>2۔ کیا کچھ ایسی ہی صورتِ حال گزشتہ دنوں آپ کو بھی درپیش نہیں تھی؟ دونوں صورتِ حال میں مماثلت اور فرق بتائیں۔</p> <p>3۔ خالد کے ابا کیوں پریشان تھے؟</p> <p>4۔ خالد اور اس کے والد کو چھٹی کیوں تھی؟</p> <p>5۔ طیاروں کے ذریعے گرائی گئی چھوٹی پرچیوں پر کیا پیغام مرقوم تھا؟</p> <p>6۔ اگر موجودہ دور میں حکومت کی طرف سے کوئی پیغام بھیجا جائے تو اس کے لیے کون سا طریقہ اختیار کیا جائے گا؟ اور کیوں؟</p> <p>7۔ کیا آپ نے کبھی خالد کی طرح کسی زخمی کو قریب سے دیکھا ہے؟</p> <p>7۔ خالد نے خوف سے بھرے ماحول میں کیا ڈعائی؟</p> <p>8۔ ہنگامی صورتِ حال میں اسکولوں میں اچانک چھٹیاں ہونے سے کیسے منفی اثرات مرتب ہوتے ہیں؟</p> <p>9۔ ملکی سطح پر خوف و خراس کی فضا میں ایک چھٹی جماعت کا طالب علم کیسا محسوس کرتا ہے؟ تفصیل بیان کریں۔</p> <p>10۔ اس کہانی کا مرکزی خیال اپنے الفاظ میں لکھیں۔</p> | <p>تمشا</p> <p>سعادت حسن منٹو</p> <p>https://rek.ht/a/0hoz/3</p> |
| Mathematics | <p>Factors and Multiples</p> <ol style="list-style-type: none"> A plumber is fixing multiple leaking pipes. Pipe A drips water every 12 seconds. Pipe B drips water every 22 seconds. Both pipes drip at the same time. How much time passes before they next drip at the same time? $648 = 23 \times 34$ $540 = 22 \times 33 \times 5$ <ol style="list-style-type: none"> Write down the highest common factor (HCF) of 648 and 540. Find the lowest common multiple (LCM) of 648 and 540. Fred says that 20 and 21 have got a highest common factor of 0. Explain why Fred is wrong. True or False | <p>Note: Tidy Presentation makes your Hard work shine.</p> <p>Follow the general instructions given in week 1 and 2 and compile your work properly and accordingly.</p> <p>Watch and Learn</p> <p>HCF/LCM - GCSE Maths</p> |



5. i) Complete the multiplication Grid.

| × | 1 | 2 | 3 | 4 | 5 | 6 | 7 | 8 | 9 | 10 | 11 |
|----|---|---|---|----|---|----|----|----|---|----|----|
| 1 | | | | | | | | | | | |
| 2 | | | | | | 12 | | | | | |
| 3 | | | | | | | | | | | |
| 4 | | | | | | | | | | | |
| 5 | | | | | | | 35 | | | | |
| 6 | | | | | | | | | | | |
| 7 | | | | | | | | | | | 77 |
| 8 | | | | 32 | | | | | | | |
| 9 | | | | | | | | | | | |
| 10 | | | | | | | | | | | |
| 11 | | | | | | | | 88 | | | |

ii) Color the square numbers in the above grid.

6. Find the product of LCM of 15 and 10 and the LCM of 6 and 20.

LCM OF 15 AND 10 , LCM OF 6 AND 20 , PRODUCT

7. What would you get on dividing LCM of 18 and 6 by their HCF?

LCM OF 18 AND 6 , HCF OF 6 AND 18 , QUOTIENT

8. The LCM of 2 numbers is 143 and the HCF is 1. If one of the numbers is 11 what is the other number?

9. Find the LCM of the following: 33, 11 and 66

10. Write all the common factors of following sets of numbers in descending order 12, 15 and 18

MULTIPLES AND FACTORS

ART INTEGRATED ACTIVITY

Science

Activity no.4:"Flower Discovery portfolio"

Objective:

Create a colorful portfolio showcasing 20+ flowers, their names, colors, and real-life uses, with a focus on Pakistani flora and practical applications.

Example:


Flower name: rose(gulab)

Color: pink, red and red


Real life use: Rose water for sweets

Instructions:

- Magazines/Catalogs: Cut out flower images (e.g., Dawn News gardening sections, seed catalogs).
- Internet: Print high-quality images (e.g., Google Images, gardening blogs).
- Local Flowers: Photograph blooms from gardens/parks

| | | |
|------------------|--|---|
| |  | <p>(e.g., jasmine, marigold, rose).</p> <ul style="list-style-type: none"> ● Select 10 flowers and research their uses in: ● Medicine ● Food/Cooking ● Culture/Religion ● Industry |
| Social Studies | <p>HISTORY: TOPIC: ANCIENT INDUS VALLEY CIVILISATION: Create a timeline of ancient civilization. 1. Why might the Indus people have avoided building large temples or palaces like other ancient civilizations? What does that imply about their social structure? 2. How can the urban planning of the Indus Valley Civilization (e.g., grid layouts, drainage systems) be applied to improve the design of modern cities, especially in developing countries? 3. If you were an Indus Valley trader trying to expand your business, how would you adapt your trade strategies to deal with distant civilizations like Mesopotamia? 4. Design a tourism plan that balances preservation and public engagement for Indus Valley sites like Mohenjo-Daro or Harappa. What precautions would you take to protect the heritage?</p> | <p>Tourism Development Strategy:</p> <p>How will you attract visitors (e.g., guided tours, virtual reality experiences, exhibitions)?</p> <p>What facilities will you provide (visitor centers, pathways, guides)?</p> |
| Computer Studies | <p>Topic: Photo Edit Challenge Objective: Learn basic image editing. Instructions for Students: 1. Choose a photo (with permission). 2. Edit the photo using any software (Paint, Canva, Pixlr, phone editor). 3. Apply the following: Crop the image. Add your name or a message. Apply one filter or effect. 4. Print or submit the final edited image.</p> | <p>Presentation: Use A4-sized assignment sheets for all work. Write neatly with a blue pen. Label each sheet with name, class, section, roll number, and topic. Organization: Complete tasks week-wise and arrange them in Computer Subject File. Staple or clip sheets in order before submission. https://youtu.be/7A7JQ3mFJUY?feature=shared</p> |

| | | |
|--|--|--|
| | | |
|--|--|--|

| | | |
|---------|--|---|
| Class | Week 5 | Date |
| Subject | Homework Project | Instructions |
| English | <p>Topic: Creative Writing</p> <p>Description writing is used to tell the readers/ viewers what you have observed from the scene. It is used to improve writing and imagination skills.</p> <p>Task 1: Descriptive Writing</p> <p>A picture is given below; students have to describe the scenario of the picture in 100-150 words.</p>  <p>Task 2: Postcard from Vacation</p> <ol style="list-style-type: none"> 1. Make a postcard about any imaginary place you want to visit (it could be beach, mountain, a theme park, fantasy island of candy, etc.) 2. Students need to describe briefly about that place as if they are writing a short letter to their friend or family member. 3. Draw the other of the postcard with the image of your fantasy place about which you've written. An example is given for your help: <p>For example:</p> | <ol style="list-style-type: none"> 1. Take help from the given link for Task 1: https://youtu.be/WHOWM0E6txU?si=a413a-9Z-ceQQ4i2 2. Do Task 1 on loose sheets. 3. Use the school handwriting pattern. 4. Must follow the word limit. 5. It must be written in present tense. 6. Use colored A4 sheets for Task 2. 7. Take help from the given link for task 2: https://youtu.be/q7KVP1XB6kw?si=5PNmzsUG4tVGGgCW 8. Students can use any kinds of colors (pencil colors, crayons, markers, glitters, etc.) |

| | <p>Message Side: Dear Sarah, You wouldn't believe how blue the ocean is here, it sparkles like glass under the sun! The sand is warm and soft, and I found the prettiest seashells. I can smell coconut sunscreen everywhere, and the ice cream here tastes like heaven. At night, the waves hum me to sleep. Wish you were here! Love, Aisha</p> <p>Drawing Side: (A beach with palm trees, dolphins, and an ice cream stand)</p> | | | | | | | | | | | | | | |
|------------------------------|--|--------------|----------------|--------------|------------------------|-----------|------------|---------------------------|---|--|------------------------------|--|----------------------------|--|--|
| Urdu | <p>عنوان: تشبیہات</p> <p>سرگرمی 1: ویڈیو کو دیکھنے کے بعد کم از کم پندرہ تشبیہات زبانی کاپی پر لکھیں۔</p> <p>سرگرمی 2:</p> <p>ویڈیو میں بتائیں گئے سوالات کو کاپی پر حل کریں۔</p> <p>سرگرمی 3:</p> <p>نظم کے درج ذیل مصرعوں میں جو الفاظ بطور تشبیہ استعمال ہوئے ہیں انھیں خانوں میں لکھیں اور بتائیے کہ شاعر نے تشبیہ کیو استعمال کی ہے۔</p> <table><tr><th>مصرعے</th><th>تشبیہ کے الفاظ</th><th>تشبیہ کی وجہ</th></tr><tr><td>بنے سونے چاندی کے پہاڑ</td><td></td><td></td></tr><tr><td>ہرے بن میں گویا لگا دی آگ</td><td></td><td></td></tr></table> <p>سرگرمی 4:</p> <p>ذیل میں دیئے گئے مصرعوں کو ایک جملے کی صورت میں لکھیں۔</p> <table><tr><td>ہوا میں کھلا ہے عجب لالہ زار</td><td></td></tr><tr><td>سنہری لگائی ہے قدرت نے گوٹ</td><td></td></tr></table> | مصرعے | تشبیہ کے الفاظ | تشبیہ کی وجہ | بنے سونے چاندی کے پہاڑ | | | ہرے بن میں گویا لگا دی آگ | | | ہوا میں کھلا ہے عجب لالہ زار | | سنہری لگائی ہے قدرت نے گوٹ | | <p>https://www.youtube.com/watch?v=nrknvVxvYDQ</p> |
| مصرعے | تشبیہ کے الفاظ | تشبیہ کی وجہ | | | | | | | | | | | | | |
| بنے سونے چاندی کے پہاڑ | | | | | | | | | | | | | | | |
| ہرے بن میں گویا لگا دی آگ | | | | | | | | | | | | | | | |
| ہوا میں کھلا ہے عجب لالہ زار | | | | | | | | | | | | | | | |
| سنہری لگائی ہے قدرت نے گوٹ | | | | | | | | | | | | | | | |
| Mathematics | <p>Types of Sets Tick the correct box.</p> <table><tr><td>Sets</td><td>Finite</td><td>Infinit</td><td>Null</td><td>Equal</td><td>Equivalent</td><td>Singleton</td></tr></table> | Sets | Finite | Infinit | Null | Equal | Equivalent | Singleton | <p>General Instructions:</p> <p>Presentation: Use A4-sized assignment sheets for all work. Write neatly with a blue pen; use a pencil for</p> | | | | | | |
| Sets | Finite | Infinit | Null | Equal | Equivalent | Singleton | | | | | | | | | |

| | | | | | | | |
|---|--|----|--|--|--|--|---|
| | | te | | | | | number lines / diagrams. Label each sheet with name, class, section, roll number, and topic (Types of Sets). |
| (a) Green colour in our flag | | | | | | | Organization: Complete tasks week-wise and arrange them in a Math Subject File. Staple or clip sheets in order before submission. |
| (b) $A = \{1, 6, 8\}$ $B = \{8, 6, 1\}$ | | | | | | | Watch & Learn |
| (c) Set of piano keys in a guitar | | | | | | | Types of Sets (Don't memorize) |
| d) $A = \{\text{blue, yellow, black}\}$ $B = \{\text{green, black, blue}\}$ | | | | | | | Equal Sets and Equivalent Sets Don't Memorize Types of Sets Grade 6 |
| (e) Set of Odd numbers divisible by 2 | | | | | | | |
| (f) The set of alphabets in the English language. | | | | | | | |
| (g) The set of the months in | | | | | | | |

| | | |
|------------------|--|--|
| | <p>Your diary must include:</p> <p>✓ Cover Page (Title: "My Healthy Habits Diary", Name, Class, Date).</p> <p>✓ Daily Entries (7 Days) Each entry should have:</p> <ul style="list-style-type: none"> • Date & Day (e.g., Day 1 – Monday, 10th June). • Healthy Habit (What you did). • Organ System Affected (e.g., heart, lungs, stomach). • How It Helps (1-2 sentences explaining the benefit). <p>✓ Conclusion – "3 Things I Learned" (e.g., "I learned that exercise makes my heart stronger").</p> | <p>exercised).</p> <ol style="list-style-type: none"> 3. Which organ system it benefits (e.g., kidneys, heart, lungs). 4. How it helps (e.g., "Water helps kidneys filter waste"). 5. Use colored A4 sheets for each day entry. |
| Social Studies | <p>Topic: Ancient Persian Empire</p> <p>Create a timeline of Ancient Persian Civilization.</p> <p>Watch this video carefully and write down interesting facts about Persian Civilization according to this video.</p> | <p>Instructions:</p> <p>Presentation: Use narrow lines sheets for all work. Write neatly with an ink pen.</p> <p>https://youtu.be/34oQfaJiy7w?si=HzIxBXVG8M9d0VIV</p> |
| Computer Studies | <p>Topic: Compare the OS</p> <p>Objective: Compare different types of OS</p> <p>Guidelines:</p> <ol style="list-style-type: none"> 1. Interview a family member/ friend about the device they use. 2. Ask what OS it runs and why they like or dislike it? 3. Write comparison between their device and your own: <ol style="list-style-type: none"> a. What OS does each use? b. Which tasks are easy or hard? c. Which one seems better and why? | <p>Presentation: Use A4-sized assignment sheets for all work. Write neatly with a blue pen. Label each sheet with name, class, section, roll number, and topic.</p> <p>Organization: Complete tasks week-wise and arrange them in Computer Subject File. Staple or clip sheets in order before submission.</p> |

| | | |
|---------|------------------|--------------|
| Class | Week 6 | Date |
| Subject | Homework Project | Instructions |

| | | |
|---------|---|---|
| English | <p>Topic: Judge the book by its cover Task 1: First Impressions Two books are recommended (students can download their pdf from the internet). Students need to first judge the books by their names and cover pages. What comes to your mind this story would be about? Students have to write about both books. Book 1: Black Beauty by Anna Sewell Book 2: Hansel and Gretel by the Brothers Grimm Task 2: Compare your thoughts Read any one book from both of those books. Does it resemble what you thought about it at first? Write the differences what you observed after and before reading the book. Task 3: Interview your favorite character Choose a favorite character from the story you have read. Imagine yourself as an interviewer. Write a dialogue of about 15-20 dialogues, where you will write dialogues for both the interviewer and the character. You can add any questions you want to ask from that character.</p> | <ol style="list-style-type: none"> 1. Do these task on loose sheets. 2. Use the school handwriting pattern. 3. Whatever book you will choose, read it thoroughly. 4. Think of creative ideas and brainstorm properly before you write. 5. Take the pdf files of books from the internet. |
| Urdu | <p>آپ نے اپنی درسی کتاب میں یوم دفاع اور قوم کا محافظ اسباق پڑھے ہیں۔ ان اسباق کی مزید وضاحت کے لیے اپنے والدین کے ہمراہ آرمی میوزیم لاہور کا ایک دورہ کیجیے۔ (جہاں آپ جان سکیں گے کہ پاکستانی افواج کیسے کام کرتی ہیں؟ اب تک ہماری افواج کن کن محاذوں پر معرکہ آرائی کر چکی ہے؟ کتنے فوجی جوان اب تک شہید ہوئے ہیں اور ان میں سے کتنوں نے نشان حیدر کا اعزاز پایا ہے؟ اور سب سے بڑھ کر 1965ء کی جنگ میں میجر عزیز بھٹی کی محاذ آرائی کاں نظر) یہ دورہ کرنے کے بعد مندرجہ ذیل سوالات کے جوابات دیں۔</p> <ol style="list-style-type: none"> 1۔ آپ کو آرمی میوزیم لاہور میں سب سے زیادہ کس چیز نے متاثر کیا؟ 2۔ آپ کے خیال میں پاکستانی افواج کا کام آسان ہے یا مشکل؟ وضاحت کریں۔ 3۔ آپ کی رائے کے مطابق افواج کے لیے کن محاذوں پر لڑنا سب سے زیادہ مشکل ہو جاتا ہے؟ 4۔ میجر عزیز بھٹی نے کس مقام پر دشمن کی افواج کو روکا؟ اس منظر کو دیکھ کر آپ کو کیسا محسوس ہوا؟ تفصیل لکھیں۔ 5۔ کیا آپ افواج پاکستان کو بطور پیشہ اختیار کرنا چاہیں گے؟ ہاں یا نہیں کے ساتھ | |

وجہ بھی بیان کریں۔

6۔ مندرجہ ذیل تصاویر کے بارے میں ایک ایک جملہ لکھیں۔





- 7- آرمی میوزیم میں لگی نشانِ حیدر پانے والے فوجی جوانوں کے نام لکھیں۔
- 8- کیا آپ اپنے دوستوں یا رشتہ داروں کو آرمی میوزیم جانے کا مشورہ دیں گے؟
ہاں یا نہیں کے ساتھ وجہ بھی لکھیں۔
- 9- مندرجہ ذیل الفاظ کے پانچ پانچ متلازم الفاظ لکھیے۔
تقسیم ہندوستان ::
قائد اعظم:
فوج:
- 10- مندرجہ ذیل فقرات میں صفت کے تینوں درجوں کی نشان دہی کریں۔
- 1- پاکستان کی تاریخ میں قائد اعظم کو بلند ترین مقام حاصل ہے۔
 - 2- آرمی میوزیم معلومات کے ساتھ ساتھ ایک اچھا تفریحی مقام بھی ہے۔
 - 3- میجر عزیز بھٹی کی جنگی خدمات پاکستان آرمی کے لیے گراں قدر ہیں۔
 - 4- آرمی میوزیم میں ایک جنگی ہاتھی کا خوبصورت مجسمہ دورِ قدیم کی یاد تازہ کرتا ہے۔
 - 5- اے پی ایس کا واقعہ دہشت گردی کی ایک بدترین مثال ہے۔

Mathematics

Learning by an activity.
Make a model of square numbers and perfect squares by watching the video link.
Educational trip based Questions.
Let's consider the Lahore Museum's collection:
 $A = \{\text{Artifacts from Mughal era}\}$
 $B = \{\text{Artifacts made of metal}\}$
Some artifacts in the museum are:
Mughal era: Miniature paintings, Mughal coins, Islamic calligraphy

[Maths Working Model | Square root of number working model For Students | Maths TLM For Students](#)

| | | |
|----------------|---|--|
| | <p>Metal artifacts: Mughal coins, Sikh coins, Metal sculptures</p> <p>Task</p> <ol style="list-style-type: none"> 1. Identify the type of set A (finite or infinite). 2. Represent set A and set B in roster form. 3. Find $A \cap B$ (Intersection of sets A and B). <p>Question 2 (Natural & Whole Numbers)</p> <p>The museum recorded 120 visitors on Day 1, 85 on Day 2, and 0 on Day 3 (due to a holiday).</p> <p>Which numbers are natural numbers, and which are whole numbers?</p> <p>Question 3 (Integers)</p> <p>An artifact is dated 250 BCE, while another is from 180 CE. Represent these years as integers.</p> <p>Question 4 (Factors & Multiples)</p> <p>The museum wants to arrange 28 statues in equal rows.</p> <p>**List all possible row arrangements (using factors).</p> <p>Question 5 (Multiples)</p> <p>A guided tour runs every 45 minutes. If the first tour starts at 9:00 AM, list the next 3 tour times.</p> | |
| Science | <p>Activity no.6: Collect five pictures of solid, liquids and gases from your daily life and make a chart paper.</p> | |
| Social Studies | <p>Topic: Ancient China</p> <p>Application based Questions.</p> <p>Q: If you were an archaeologist discovering a Shang burial site, what artifacts would you expect to find, and what might they tell you about Shang beliefs and society?</p> <p>Q: Why do you think the Zhou rulers created the concept of the “Mandate of Heaven”?</p> <p>How could this idea help maintain their power?</p> | |

| | | |
|------------------|---|--|
| | <p>GEOGRAPHY: TOPIC: MOUNTAINS, PLATEAUS AND VALLEYS. Q: Compare the lifestyles of people living in Mountains, Plateaus and Valleys? Q: Identify how Mountains in the Himalayas are known to be still growing</p> | |
| Computer Studies | <p>Topic: Operating System Scavenger Hunt Objective: Identify different OS in everyday devices Guidelines:</p> <ol style="list-style-type: none"> 1. Look around your home and list at least 3 electronic devices (e.g., phone, laptop, tablet etc.) 2. For each device, write down: <ol style="list-style-type: none"> a. Device name b. Type of device c. OS it uses (e.g., Windows, Android, iOS, etc.) d. One task the device performs using the OS. <p>Note: You may make a table for your convenience.</p> | <p>Presentation: Use A4-sized assignment sheets for all work. Write neatly with a blue pen. Label each sheet with name, class, section, roll number, and topic.</p> <p>Organization: Complete tasks week-wise and arrange them in Computer Subject File. Staple or clip sheets in order before submission.</p> |