



*St. Anthony's High School Faisal Town*



*Lahore*

# CLASS 3 WEEK 14/15/16



Name: \_\_\_\_\_

Class: \_\_\_\_\_ Section: \_\_\_\_\_

Admission. No. \_\_\_\_\_

**To,  
The Parents,**

1. This booklet contains summer vacation homework for 2026: projects and worksheets.
2. Vacation homework is designed to keep the children usefully engaged connecting the book knowledge with practical life.
3. The work is designed under the following formats based on activities
  - a) Thematic work
  - b) Intergrated work
  - c) Projects
4. Parents are requested to support, guide and provide inexpensive material required to complete the work.
5. The work given is to develop skills, innovation and creativity. Hence the work done by anybody except the student will not be checked.
6. Where necessary instructions are given to the child and to the parents to guide and support the child in completing work.
7. The summer vacation homework suggests visiting parks, zoo, and other educational and recreational locations for activities.
8. We hope this exercise will help children and parents to spend some quantity time together, which they miss during the school days and turn the learning into a joyful experience. Hence we plan the event meaningfully.
9. Do not use expensive material.
10. HW is given on weekly basis for 8 weeks. HW of first 3 weeks will be uploaded on the website and on shared on WhatsApp groups by 1<sup>st</sup> of June 2026.
11. Please refrain from doing the entire home work in one week.
12. Teachers will be available on phone/WhatsApp between 10am to 12noon till 12<sup>th</sup> June 2026.
13. Email ID of class teacher is mentioned at the end of the page. For any further clarification you can email to ace@stanthonys.edu.pk.
14. Please note that you will receive the response of the email within 3 working days up to 12<sup>th</sup> of June 2026.
15. Make a permanent work place and work time, this will help you bring discipline into your work routine.
16. All the home work should be submitted on 20<sup>th</sup>, 21<sup>st</sup> and 22<sup>nd</sup> of August 2026.
17. Please compile all the projects and worksheets in the form of a booklet subject wise with the name of the students, admission number, and class mentioned clearly on the cover page. Please get the colored print of the cover page.
18. Please use school handwriting pattern.
19. Do collect the receipt of the submitted homework.
20. In case of any delay, submit your homework with an application to the coordinator.
21. Any changes to the above will be intimated to you through the website/FB.
22. Following are the email IDs of the teachers: twinklesaqib1994@gmail.com, sunitakomal7@gmail.com, jia@stanthonysft.edu.pk, ace@stanthonysft.edu.pk

# English

## Activity1: Difficult Words (listening/Learning)

### Instructions for Students:

- i. List 15 difficult words that you read or hear for a week and note them down.
- ii. **Plan Your Day:**  
Think about how they are pronounced. Learn their meanings and use those words to construct sentences that help you plan a healthy and balanced daily routine for your vacation.
- iii. **Create a Colorful Vacation Timetable:**  
On a sheet of paper, **draw your daily timetable**. Include the following in your plan:
  - a. **Study Time**
  - b. **Play Time**
  - c. **Rest/Nap Time**
  - d. **Helping Parents at Home**
- iv. **Decorate Your Timetable:**
  - a. Make it **colorful and fun**
  - b. You can **draw pictures**, use **stickers**, or even **add borders and designs**
  - c. Make sure it is **neat and easy to read**.



## Activity 2: Read a storybook (Reading)

### Instructions for Students:

1. Choose your **English Novel** (The Secret Garden)
2. Read **at least 4 chapters from it, 2 to 3 pages** every day.
3. Complete the tasks given below after reading the book.

### Reading Tasks: Make a Book Report of the following about the story:

- Title
- Summary
- Main Characters
- Setting (Place)
- What happened in the beginning of the story?
- What was the climax in the story?



### My Favorite Part

(A) What was your **favorite part** of the story? Why?

---

---

---

### Activity 3: (Speaking)

#### Instructions:

- Choose **any 1 speaking tasks** from the list below.
- Practice speaking in front of a **mirror**, a **family member**, or even record yourself.
- Speak in **clear, full sentences**.
- **Record a Video Message** of (1 minute) for your class fellows, sharing what you're doing during the holidays.
- Send your voice notes to your **English** teacher on whatsApp.



#### Task:

#### Speaking Task Options (Choose 1):

##### 1. **What I Want to Be When I Grow Up...**

Talk about your dream job!

What do you want to be?

##### 2. **Why should we not cut down trees...**

Talk about the reasons why this should not happen!

What are the disadvantages of cutting down trees?

#### Parent Note:

Please encourage your child to speak confidently in full sentences. Praise their effort and let them enjoy the activity. Please avoid to correct every mistake—this is about building confidence!

#### Activity4:

#### Paragraph Writing

#### Instructions:

- Choose from one of the given topics.
- Think carefully of different sentences describing it.
- Write at least 100 words.
- You may also draw and color after concluding the paragraph.

A) **At the Zoo**    B) **Rainy Day**    C) **A visit to a Museum**



# Mathematics

## Calculating expenses

### A. Data Collection Table

#### Task:

Collect the following utility bills for 5 months (January to May):

Month	Gas Bill	Electricity Bill	Internet Bill	Grocery Bill	School Fees	Total
January						
February						
March						
April						
May						

---

### B. Targeted Calculations

Use the above data to answer:

1. Total expenses in **May**: Rs \_\_\_\_\_
2. Total expenses in **last 5 months**: Rs \_\_\_\_\_
3. Total school fees paid in **5 months**: Rs \_\_\_\_\_
4. In which month did you spend **the most**? \_\_\_\_\_
5. In which month did you spend **the least**? \_\_\_\_\_

### C. Analysis and Reflection

Answer these questions:

1. **Which method did you use to calculate totals?**  
(Addition, Subtraction, multiplication, division)

---

2. **Which expense should be controlled to save money?**

---

3. **Which type of bill was least expensive across 5 months?**

---

4. **If you reduce grocery expenses by Rs 5000 every month, how much will you save in 5 months?**

---

## Wrap-Up Discussion

- What did you learn from this activity?

---

---

---

- Why is it important to track expenses?

---

---

---

## SCIENCE

### Activity 1: Fun Seed Hunt

Find seeds from your kitchen:

- Beans
- Rice
- Corn
- Peas

#### Task:

Paste or draw them on an A4 sheet and write:

- Seed name
- Shape
- Color

### Activity2: Seed Germination

Materials Required:

- 2–3 bean seeds or pea seeds
- Small cup or container
- Cotton or tissue paper
- Water

## Instructions:

### Step 1:

Place cotton or tissue paper inside a cup or container.

### Step 2:

Put the seeds on the cotton carefully.

### Step 3:

Sprinkle a little water on the cotton to keep it moist.

### Step 4:

Place the cup near sunlight or in a warm place.

### Step 5:

Observe the seeds daily for one week.

### Task:

- Draw the stages of seed germination.
  - Write 2–3 sentences about what you observed each day.
  - Label these parts:
    - Seed
    - Root
    - Shoot
    - Leaves
- 

## Social Studies

### Chapter: Types of Resources

#### Task 1: Natural Resources

Write 5 natural resources and draw any 2.

**Example:** Air, water, forests, coal, gas

**Activity:** Color your drawings neatly.

#### Task 2: Human Resources

Write what these people do (1 line each):

- Teacher, Farmer, Doctor, Tailor

**Example:** A teacher teaches students.



### Task 3: Capital Resources and My Daily Use Resources

Write 5 things you use daily and tell their type:  
Example:

- Water – Natural resource
- School building – Capital resource
- Teacher – Human resource
- Write 5 capital resources.

**Example:** Building, machines, tools, factory, computer

**Activity:** Draw any one (factory or computer).



### Activity 2: My Shopping Experience

#### Task:

Visit a mall or shop and write a paragraph (6–8 sentences):

#### Topic:

“My Visit to a Market”

Include:

- What you saw
- What you bought
- Who helped you
- How buyers and sellers interact

## Computer Studies

### Topic: Files and Folders

#### Instructions:

1. Read about **files and folders** carefully.
2. Write the answers neatly on foolscap sheets.
3. Complete the activity given below.
4. Draw simple diagrams where needed.

#### Written Task

Answer the following:

1. What is a **file**?
2. What is a **folder**?
3. Why do we use folders in a computer?
4. Write two examples of files (e.g., picture, document).

## Activity: Draw and Label

Draw a computer screen showing:

- One **folder**
- Inside the folder, draw **at least 3 files** (like a document, image, or music file)
- Label them clearly

## ART

### Activity1: Menu card

**Instructions:** Make a menu card of your favorite healthy food recipes.

**Material required:** Pencil, eraser, colors, markers and A4 paper or chart paper, glue.

### Video Tutorial:

<https://youtu.be/EGJq6JsUIGA>



اردو:

1- موضوع: راشد منہاس شہید

ویڈیو دیکھنا اور الفاظ کا کام

نیچے دی گئی ویڈیو دیکھیں اور اہم نکات نوٹ کریں۔



ویڈیو لنک:

<https://www.youtube.com/watch?v=Vcd7XHcqyGQ>

ویڈیو میں سے 20 نئے یا مشکل الفاظ لکھیں اور ان کے معنی معلوم کریں۔  
: ویڈیو دوبارہ دیکھیں اور نیچے دیے گئے سوالات کے جواب 2- 3 لائنوں میں دیں۔  
راشید منہاس شہید کب اور کہاں پیدا ہوئے؟ : 1 :


راشید منہاس نے اپنی ابتدائی تعلیم کہاں سے حاصل کی؟ : 2 :

راشید منہاس نے پاک فضائیہ میں شمولیت کب اختیار کی؟ : 3 :

راشید منہاس کا خواب کیا تھا؟ : 4 :

راشید منہاس نے اپنے انسٹرکٹر کی سازش کو کیسے ناکام بنایا؟ : 5 :

2. (الف) تصاویر کی مدد سے دیئے گئے جملوں کو استعمال کرتے ہوئے کہانی مکمل کیجئے۔



وہ بہت ایماندار تھا۔۔ پہلے سکول کے قریب سے گزرتا۔ میں سکول جانے ی خواہش لینے  
گھر کو لوٹ جاتا ، ۔ اُس نے وہ تھیلی اُٹھالی ،

سکتے ، تھیلی امام صاحب کو دینے کے لیئے مسجد کی طرف جا رہا تھا، یہ کسی کی امانت ہے تم اسے نہیں رکھ

- بیٹا یہ تھیلی میری ہے میں اسے ڈھونڈ رہا تھا ، کہ اس میں میری دس اشرفیاں ہیں جو کہ سونے کی ہیں، اس اشرفی سے عامر نے چند بیج سبزیوں کے بیج ، ایمانداری سب سے بڑی دولت ہے۔

ایماندار لڑکا

کسی گاؤں میں ایک لڑکا رہتا تھا۔----- اس لڑکے کا نام عامر تھا۔وہ ہر روز سپارہ پڑھنے کے بعد گھر جانے سے پہلے

----- اور دل ----- ایک دن اُسے سکول کے باہر ایک تھیلی ملی۔

اُس نے آس پاس دیکھا مگر کوئی نہ تھا۔ اُس نے اپنے والد کو بتایا کہ یہ تھیلی مجھے راستے سے ملی ہے ۔ عامر کے والد نے کہا کہ بیٹا یہ ----- تُو عامر نے وہ -----

----- تُو اُسے ایک آدمی ملا۔ اُس نے عامر کے ہاتھ میں اپنی تھیلی دیکھی تُو فوراً سے بولا کہ ----- یہ مجھ سے کھو گئی تھی یہ میرے پاس کی امانت ہے عامر نے اُس سے کہا کہ اگر یہ تھیلی تمہاری ہے تو بتاؤ کہ اس میں کیا ہے تُو اُس شخص نے بتایا ----- عامر کو یقین ہو گیا کہ اشرفیوں سے بھری تھیلی اسی شخص کی ہے۔

اور عامر نے یہ سارا واقعہ امام صاحب کو سنایا تو امام صاحب نے عامر کو اُس کی ایمانداری پر اُسے سونے کی اشرفی دی----- خریدے اور اپنے کھیت میں اُنہیں بویا کچھ دنوں بعد جب اُن سے/سبزیوں فصل تیار ہو گئی تو اس نے ساری سبزیوں سبزی منڈی میں جا کر فروخت کی اور اچھی حاضی رقم جمع کر لی۔

اخلاقی سبق:-----:

(ب) کہانی میں سے اسم صفت اور موصوف لکھئے۔

اسم صفت	اسم موصوف

--	--

ج) جملوں میں سے اسم معرفہ اور اسم نکرہ الگ کر کے لکھیے۔

جملے	اسم معرفہ	اسم نکرہ
کراچی بڑا مشہور شہر ہے۔		
عقاب ایک تیز رفتار پرندہ ہے۔		
عالیہ ذبین لڑکی ہے۔		
ڈاٹسن ایک اچھی گاڑی ہے۔		
ہمارا ملک پاکستان ہے۔		
کے ٹو ایک بلند پہاڑ ہے۔		
فرح کے ابو ایرانی بلی لائے۔		
ماؤنٹ ایوریسٹ دنیا کی بلند ترین چوٹی ہے۔		
اسلام آباد پاکستان کا دارالحکومت ہے۔		
پیرس ایک خوبصورت ملک ہے۔		

3. الف) دینے گئے جوڑ کے توڑ لکھیے اور توڑ کے جوڑ لکھیے۔

جوڑ	توڑ	توڑ	جوڑ
	ک + ا + غ + ذ		پاکستان
	د + و + س + ت		پرچم
	ت + ا + ر + ے		انتظار

	د + ر + خ + ت		فوج
	آ + س + م + ا + ن		فضائیہ

(ب) جملے بنائیے

- \_\_\_\_\_ بہادر
- \_\_\_\_\_ جھوٹ
- \_\_\_\_\_ کوشش
- \_\_\_\_\_ مستقل
- \_\_\_\_\_ مزاج

(ب) تین حرفی، چار حرفی، پانچ حرفی اور چھ حرفی الفاظ لکھیے۔

تین حرفی	چار حرفی	پانچ حرفی	چھ حرفی

(ج) تصویر میں سے فعل کی فہرست بناہیں۔



-----

-----

اسلامیات –

سورة الاخلاص اور اس کا ترجمہ یاد کریں

سورة الاخلاص:

قُلْ هُوَ اللَّهُ أَحَدٌ. اللَّهُ الصَّمَدُ. لَمْ يَلِدْ وَلَمْ يُولَدْ. وَلَمْ يَكُنْ لَهُ كُفُوًا أَحَدٌ

ترجمہ:

"کہہ دیجیے: وہ اللہ ایک ہے،

اللہ بے نیاز ہے،

نہ اس کی کوئی اولاد ہے اور نہ وہ کسی کی اولاد ہے،

اور نہ کوئی اس کا ہمسر ہے۔"

درود ابراہیمی یاد کریں

اللَّهُمَّ صَلِّ عَلَى مُحَمَّدٍ وَعَلَى آلِ مُحَمَّدٍ، كَمَا صَلَّيْتَ عَلَى إِبْرَاهِيمَ وَعَلَى آلِ إِبْرَاهِيمَ، إِنَّكَ حَمِيدٌ مَجِيدٌ.

اللَّهُمَّ بَارِكْ عَلَى مُحَمَّدٍ وَعَلَى آلِ مُحَمَّدٍ، كَمَا بَارَكْتَ عَلَى إِبْرَاهِيمَ وَعَلَى آلِ إِبْرَاهِيمَ، إِنَّكَ حَمِيدٌ مَجِيدٌ.

کام:

والدین کی مدد سے روزانہ 2 بار سنی

آخر تک زبانی یاد کریں۔

کام:

روزانہ نماز کے بعد سورة الاخلاص اور درود ابراہیمی پڑھیں

والدین سے روز ایک صفاتِ الہی کا مطلب پوچھیں

Islamiat

پہلا سپارہ 1 آیات نمبر سے 5 ناظرہ پڑھیں

## Week 15:

### English

#### Activity1: Family Trip to Sozo Water Park or Lahore Zoo



#### Instructions:

- Plan a family trip, over the weekend.
- Write **three exciting paragraphs of (150 words)** to complete your creative writing.
- Your writing should have a **clear beginning, middle, and conclusion.**
- Think carefully about what you might **see, hear, feel, and enjoy** at Sozo Water Park or Lahore Zoo.
- Use **vivid verbs** (like splashed, laughed, raced, stroll, gaze, meander, and wander) and **descriptive adjectives** (like thrilling, cool, delicious or colorful).
- Don't forget to end your sentences with a **full stops and proper punctuation** where needed.
- Use a **four-lined foolscap sheet** to neatly complete your work.

#### Activity 2: My Water Park or At the Zoo (Poem)

Let's become little poets and remember our fun trip to Water Park or Visit at the zoo!

#### Instructions:

- Collect your favorite pictures from your adventurous trip.
- Paste the pictures nicely on a **colorful A4 size paper**. Make it look bright and fun!
- **Write your own poem** (at least 4 **stanzas**) about your exciting day at the water park or zoo.

## MATH

### Watch and Learn

: [Measurement Video Lesson](#)

### 1. Exploring Milliliters (ml)

Look at different measuring jugs and answer the questions.

- How many **250 ml** jugs are needed to make **1000 ml**?
- 

3. Which jug must be used **5 times** to make **1000 ml**?
- 

A) Name **two different jugs** that can be combined to make **1000 ml**.

---

- a) If one jug contains **150 ml**, what will be the total amount in **8 jugs**?
- 

B) Sana poured **3 jugs of 200 ml** juice into a bowl. How much juice is there altogether?

---

### 2. Measuring Around the House

Measure the height of a **chair** and a **door** using a measuring tape.

1. Height of the chair = \_\_\_\_\_ cm

2. Height of the door = \_\_\_\_\_ cm

#### Answer the following:

- i) Which object is taller?
- 

- ii) What is the difference in their heights?
- 

- iii) Ali's toy robot is **110 cm** tall. Can it fit through the door without bending? Why?
- 

- iv) Which tool did you use for measuring?
- 

- v) Who helped you complete this activity?
-

### 3. Family Height Survey

Measure the height of any **three family members** in centimeters (cm).

	Person	Name	Height
1			
2			
3			

### 4. Think and Compare

- Who is the tallest person?
- 

- Who is the shortest person?
- 

- What is the height difference between the tallest and shortest person?
- 

- Which two people have the closest heights?
- 

- Are any two people equal in height? If yes, write their names.
- 

- If Person 3 grows **15 cm** taller next year, what will the new height be?
- 

- Arrange the three people from **tallest to shortest**.
- 

- How many centimeters taller is Person 1 than Person 2?
- 

- Find the **average height** of the three people.  
(Add all heights and divide by 3.)
-

# SCIENCE

## Plant Observation Activity

### Instructions:

1. Observe any small plant at home, in your garden, or nearby surroundings carefully.
2. Draw the plant neatly in your notebook.
3. Label the following main parts of the plant:
  - Roots
  - Stem
  - Leaves
  - Flower
  - Fruit (if present)
4. Color your drawing neatly.
5. Write 3 sentences about the plant you observed. For example:
  - What color are the leaves or flowers?
  - How big or small is the plant?
  - Where did you find the plant?

## Leaf Collection Activity

### Instructions:

1. Go outside and collect **3 different leaves** from plants or trees.
2. Make sure the leaves are different in **shape, size, or color**.
3. Carefully paste each leaf in your notebook on a separate line or page.
4. Next to each leaf, write **one sentence** describing what you notice, such as:
  - Its shape (round, long, oval, etc.)
  - Its size (big or small)
  - Its color (light green, dark green, yellow, etc.)
5. Give a heading: **“Leaf Collection Activity”**

Keep your work neat and clean. Do not damage plants while collecting leaves.

## Social Studies

### Topic: Safety

#### Task1: Safety Outside Home

Write 5–6 sentences:

- How to stay safe on the road
- Why we should not talk to strangers
- How to cross the road safely

Draw a picture of a zebra crossing and a child crossing safely. Use A4 paper

## Task 2: School Safety Rules

### Activity & Writing

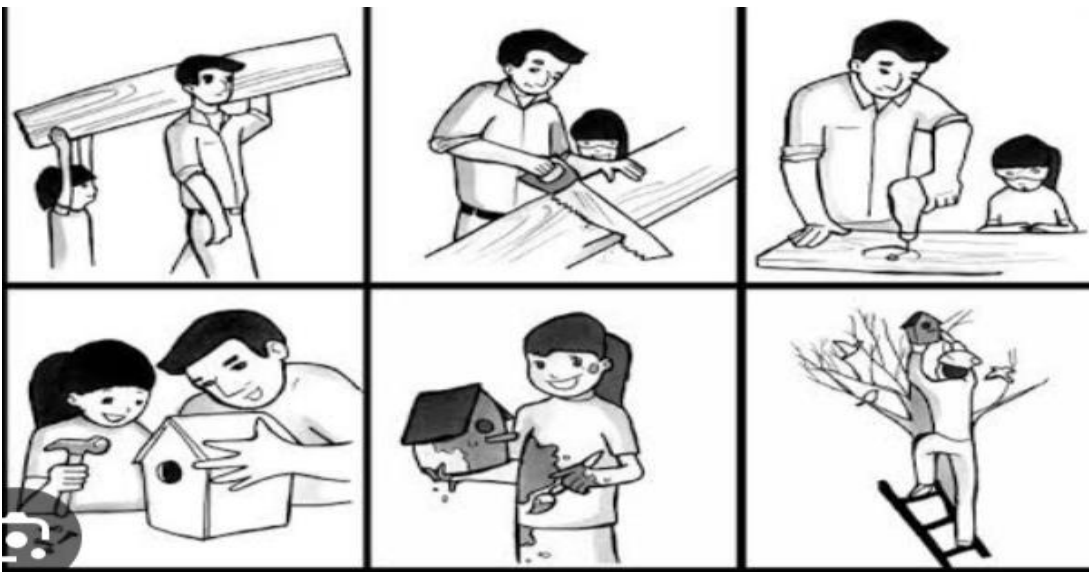
Write school safety rules:

- Walk in the corridor, don't run
- Keep classroom clean
- Follow teacher's instructions
- Play safely in playground

Activity:

Draw and write 5 more school safety rules on A4 paper.

## Computer



Activity:

Digital storytelling.

\* Digital storytelling is a way of telling stories using 🖼️ pictures, text, voice, 📹 video and 🎵 music with the help of computer or mobile phone app.

**Story Topics (Choose ONE)**

1. My Summer Vacation
2. Save the Environment
3. **Digital Story Task**

Create a simple digital story using **any ONE** of the following apps:

- Microsoft PowerPoint
- Mobile Story Maker App

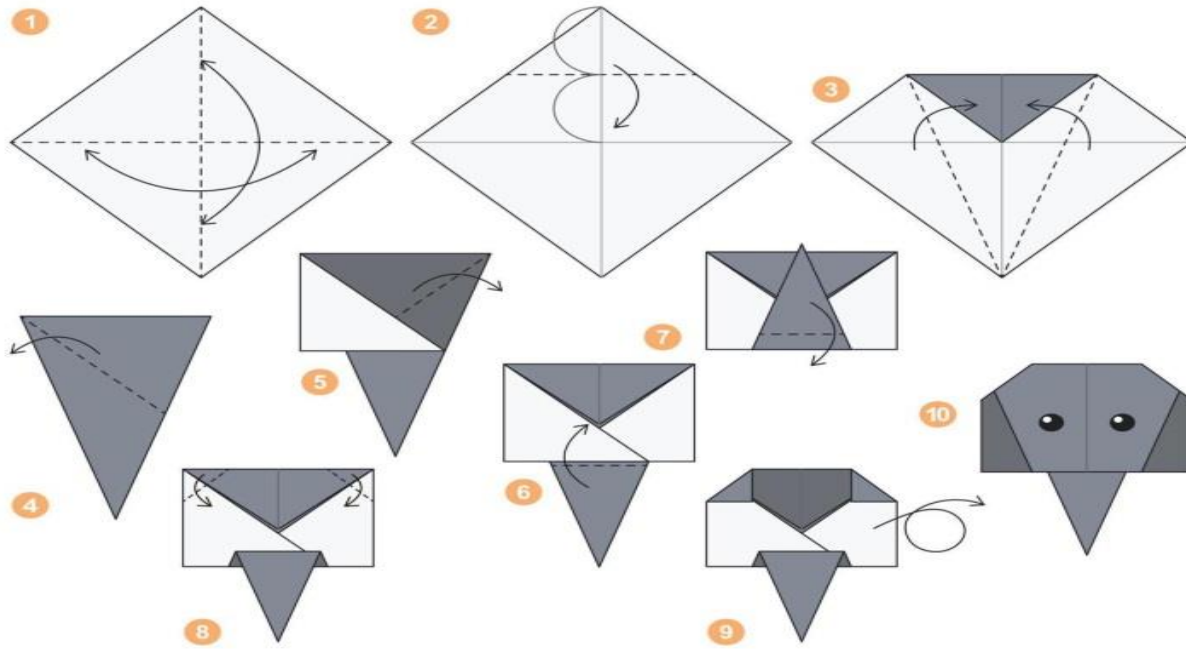
**Instructions for digital story:**

- Add 4–6 slides only.
- Write 1–2 sentences on each slide.
- Add relevant pictures or drawings.
- Keep slides colorful but neat and readable.

*Be creative and enjoy your storytelling!*

## ART

### Activity 1: Origami Elephant Fun! ✂



Let's make a cute **origami elephant** using just paper and your creativity!

Watch the Video: <https://youtu.be/F0wk1jQltkU>

#### Instructions:

1. Choose **any colored A4 paper** you like — bright and bold or soft and pastel, it's your choice!
2. Follow the steps in the **video tutorial** to fold your elephant.
3. Use a little **glue** if needed to help the folds stay in place.
4. Add eyes or decorate your elephant to give it some personality!

#### Materials Needed:

- 1 colored A4 paper
- Glue

(Optional: Googly eyes, sketch pens, stickers for decoration)

# اُردُو

1- موضوع : "موسم گرما"



:تنقیدی سوال .

اگر اے سی اور پنکھا نہ ہوتا تو گرمی میں لوگ کیسے گزارا کرتے؟

-----

پرانے طریقے لکھیں جب پنکھے اے سی اور روم کولر نہیں ہوتے تھے؟

-----

-----

" :2. تخلیقی اظہار

اگر میں بادل ہوتا" - 6 مصرعوں کی چھوٹی نظم لکھیں۔

-----

-----

-----

-----

-----

مشاہداتی سوال

جون میں کس وقت سب سے زیادہ گرمی ہوتی ہے؟

-----

دوپہر 12، 2، 4 بجے سایہ دیکھ کر لکھیں -

-----

-----

-----

#### 4. تجرباتی سرگرمی


گلاس میں پانی لیں۔ 1 گلاس کو دھوپ میں، 1 کو چھاؤں میں رکھیں۔ 2 گھنٹے بعد کون سا زیادہ گرم ہے؟ کیوں؟

-----  
-----  
-----

قواعد کے لحاظ سے غلط فقرات کی اصلاح کیجیئے۔

غلط فقرات	درست فقرات
عورتیں کھانا کھا رہی ہے۔	
آپ کی مزاج کیسی ہے؟	
میں نے خواب دیکھی۔	
اسے درد ہو رہی ہے۔	
اس کا اُردو اچھا ہے۔	
میرے کو کھانا دو۔	

ایک کتاب کسطرح تیار کی جاتی ہے ' کتاب کی آپ بیٹی ' لکھیے۔



-----  
-----  
-----

4. دیئے گئے توڑ کے جوڑ لکھیئے۔

ع-ل-ا-م-ہ ----- ب-ط-خ ----- ن-ظ-ا-ر-ہ -----  
پ-ڑ-ہ-ن-ا ----- ک-ہ-ا-ن-ی -----

ب) محاورات کو جملوں میں استعمال کریں۔

جیسا دیس ویسا بھیس

اتفاق میں برکت ہے

آسمان سے گرا کھجور میں اٹکا

آب آب ہونا

**Islamiat**

آیات نمبر 6 سے 10 ناظرہ پڑھیں

# Week 16:

## English

### Activity1 : Picture Composition



### Instructions:

- Look at the picture carefully, avidly and then answer the following fun and thoughtful questions:

4. What differences do you see between the **left side** and the **right side** of the picture?

---

---

---

5. Can you name 3 things that are **harming** the Earth in this picture?

---

---

---

6. Can you name 3 things that are **helping** the Earth in this picture?

---

---

---

7. What do you think the **eye with a tear** means in the picture?

---

---

---

8. If you were **Eco-Warrior**, what would you change in this picture to make the Earth happy again?

---

---

---

9. Why do you think the **tree in the middle** has two different halves?

---

---

10. How do you feel when you look at the **bright, colorful** side of the Earth?

---

11. Can you write **five action words (verbs)** that describe what is happening in the picture? (e.g., cutting, cleaning...)

---

12. Use **at least four adjectives** in your sentences to describe the beautiful side of the Earth.

---

---

---

---

13. Draw your own version of a **Happy Earth**.



## Activity 2: Contractions (Language & Grammar)

### Instructions:

- Read each question carefully and answer using your knowledge of contractions.

**Q1.** Read the sentence and underline the contraction.

*(B)* **It's a sunny day, and we're going to the beach.**

5. What two words make the contraction "It's"? \_\_\_\_\_
6. What two words make the contraction "we're"? \_\_\_\_\_

### C) Choose the correct contraction

**Q2.** Which contraction fits best in this sentence?

*(C)* They \_\_\_\_\_ like to go swimming every weekend.

- a) doesn't      b) don't      c) won't      d) hasn't

Create Your Own Sentences



**Q3.** Write 2 sentences using **different contractions**. Try to use your imagination!

- \_\_\_\_\_
- \_\_\_\_\_

### • Fix the Mistake

**Q4.** Find and correct the wrong contraction in the sentence below:

*(D)* **He dont want to go to the zoo because its too hot.**

4. Correct Sentence: \_\_\_\_\_
5. How did you know it was wrong? \_\_\_\_\_

### Think & Write

**Q5.** Why do we use contractions in writing and speaking?

Write one reason:

---

---

# Mathematics

## Activity. Roman Numeral Adventure Homework

### Roman Numeral Helper

Number	Roman Numeral
1	I
5	V
10	X
50	L
100	C

### 1. Crack the Roman Code

Write these Roman numerals in numbers:

- IX = \_\_\_\_\_
- XV = \_\_\_\_\_
- XX = \_\_\_\_\_
- XL = \_\_\_\_\_
- XXXII = \_\_\_\_\_

### 6. Number to Roman Numerals

Write these numbers in Roman numerals:

- 7 = \_\_\_\_\_
- 14 = \_\_\_\_\_
- 19 = \_\_\_\_\_
- 25 = \_\_\_\_\_
- 40 = \_\_\_\_\_

## 7. Roman number operations

Solve and write the answer in **Roman numerals**.

- $V + III = \underline{\hspace{2cm}}$
- $X + IX = \underline{\hspace{2cm}}$
- $XV + V = \underline{\hspace{2cm}}$
- $XV - V = \underline{\hspace{2cm}}$
- $XX - X = \underline{\hspace{2cm}}$
- $XIX - IX = \underline{\hspace{2cm}}$
- $XXX - XV = \underline{\hspace{2cm}}$
- $III \times II = \underline{\hspace{2cm}}$
- $V \times III = \underline{\hspace{2cm}}$
- $IV \times V = \underline{\hspace{2cm}}$
- $VI \times II = \underline{\hspace{2cm}}$
- $X \div II = \underline{\hspace{2cm}}$
- $XX \div IV = \underline{\hspace{2cm}}$
- $XV \div III = \underline{\hspace{2cm}}$
- $XXX \div VI = \underline{\hspace{2cm}}$
- $XL \div VIII = \underline{\hspace{2cm}}$

## 8. Creative Roman Clock

Draw a clock and write Roman numerals instead of normal numbers.

⌚ Example:

1 = I

2 = II

3 = III

## 9. Roman Numeral Treasure Hunt

Look around your home for Roman numerals.

You may find them on:

- clocks
  - books
  - watches
  - buildings
  - TV shows or movies
- 
- Write any **3 Roman numerals** you find and their meanings.
-

## Challenge Zone

Solve this secret puzzle:

$$XX + V - X = ?$$

Answer in:

3. Number form: \_\_\_\_\_
4. Roman numeral form: \_\_\_\_\_

## Science

### Activity1: Google Worksheet (Carnivorous Plants)

#### Instructions:

- Click on the **Google Form** link provided.
- Watch the video carefully before answering.
- Fill out all the required fields in the Google Form.
- Review your answers, then submit the form.

#### Link:

<https://docs.google.com/forms/d/e/1FAIpQLScIy1UWkIg5e-bPRh5jzA5QvamKLDv7BWYzxvGXqk5yDkhyLA/viewform?usp=header>



### Activity1: Experiment: Color Changing Flower

#### Objective:

In this experiment, you will see how a flower can change color by absorbing colored water.



#### Instructions:

- Fill the glass with water.
- Add a few drops of food color into the water and stir well.
- Put the tulip flower or any white flower into the colored water.
- Keep the glass in a safe place and observe it for a few hours.
- Write neatly and complete all the sections below:

- **Material:** (List all the items you used)

---

---

---

- **Method:** (Explain step-by-step how you performed the experiment.)

---

---

---

---

- **Observations:** (Write what you noticed while doing the experiment)

---

---

---

- **Conclusions (science behind this experiment)**

---

---

---

- **If your experiment doesn't work as expected, what could be the reason?** (Think and write what could have gone wrong.)

---

---

- **Picture: Click the picture of your experiment and paste here:**



## Social Studies

### Topic: Matter

Task1: Watch the video and answer the given questions.

<https://www.youtube.com/watch?v=jmm1J2yI9tk>

#### Think and Answer

Which state of matter is the hardest? Why?

Why can we not see air but feel it?

What happens when ice melts?

Where do we use gases in daily life?

Why is matter important in our life?

#### Task2: Mini Experiment

Do with help of an adult:

- Put water in different containers (cup, bottle, bowl)
- Observe shape change





Write 5 lines about what you observed.

## Computer

### Topic: Photos and Videos

#### Task:

Create a short video using pictures or clips of nature. Your video should include:

-  Sunny sky
-  Trees
-  Green grass
-  Animals or birds

#### Instructions:

1. Take photos or short video clips using a mobile phone or tablet.
2. Use any multimedia app or software to edit your video, such as:
  - Microsoft Photos
  - CapCut
  - InShot
  - Canva
3. Add different colors, effects, or simple text to make your video attractive.
4. Keep your video short and simple (about 1–2 minutes).

#### Submission:

1. Save your final video file properly with your name and class.
2. Email your video to your teacher.

## Art

### Activity: Paper Plate Animal Craft

**Materials required:** Paper plates, colored paper, glue, scissors, markers or crayons



**Instructions:** Use paper plate and make any one animal of your choice

**Video Tutorial:** <https://www.youtube.com/watch?v=jBsfcQwJDsQ>

## اُردُو

### 1 جواب دینے کی سرگرمی



### پیراگراف: ماں کی عظمت

ماں دنیا کی سب سے عظیم ہستی ہے۔ وہ اپنے بچوں سے بے حد محبت کرتی ہے۔ ماں دن رات ان کی خدمت کرتی ہے، ان کے لیے دعائیں مانگتی ہے اور ہر دکھ درد میں ان کے ساتھ ہوتی ہے۔ ماں کی محبت بے غرض ہوتی ہے اور وہ اپنی خوشیوں کو قربان کر کے بچوں کی خوشی چاہتی ہے۔

### سوالات

دنیا کی سب سے عظیم ہستی کون ہے؟

ماں اپنے بچوں سے کیسا سلوک کرتی ہے؟

ماں بچوں کے لیے کیا کچھ کرتی ہے؟

ماں بچوں کے لیے کیا مانگتی ہے؟

ماں کی محبت کیسی ہوتی ہے؟

2 میری ماں " پر 4 جملے لکھیں "

مقصد: ماں کے بارے میں اپنے جذبات کا اظہار

اضافی سوالات : آپ کی ماں کی سب سے اچھی بات کیا ہے؟

سوال: آپ اپنی ماں کے لیے کیا کرنا چاہتے ہیں؟

دئیے گئے جملے میں سے درج ذیل سوالات کو حل کریں۔ ہ :

ماں کی دعا ہمیشہ میرے ساتھ ہوتی ہے۔ وہ میرے لیے محنت کرتی ہیں۔ میں ہر روز ان کے ہاتھ چومتا ہوں۔

سوال 1: اس جملے میں سے دو فعل لکھیں

سوال 2: ایک صفت لکھیں

موضوع "صفائی نصف ایمان ہے"

. تنقیدی سوال:

اگر ہر کوئی سڑک پر کچرا پھینکے تو ہمارا شہر 5 سال بعد کیسا دکھے گا؟ نقصان لکھیے

تخلیقی اظہار:

"کچرے کے ڈسٹ بن/ریگ دان" کی زبانی کہانی لکھیں –

. مشاہداتی سوال:

اپنے گھر کے 3 کمروں میں دیکھیں۔ سب سے زیادہ صاف ستھرا کون سا ہے؟ کیوں؟

. تجرباتی سرگرمی:

گھر کا 1 دراز خود صاف کریں۔ پہلے اور بعد کی تصویر کھینچ کر "پہلے / بعد میں" لکھ کر فائل میں لگائیں  
(اسلامیات)

سبق: قبلہ و مسجد

سبق "قبلہ و مسجد" کا مطالعہ کریں اور والدین کو سنائیں۔

درج ذیل سوالات کے جواب اردو میں اپنی کاپی پر لکھیں:

1. قبلہ کسے کہتے ہیں؟

2. مسلمانوں کا قبلہ کون سی جگہ ہے؟

3. مسجد کی کیا اہمیت ہے؟

اپنی کاپی پر ایک خوبصورت مسجد کی تصویر بنائیں یا کسی قریبی مسجد کا وزٹ کر کے مشاہدہ لکھیں۔

مسجد کے آداب لکھیں (کم از کم 5 آداب)۔

ناظرہ و حفظ:

سورة النصر (معہ ترجمہ)

زبانی یاد کریں۔

اسلامیات

آیات نمبر 11 سے 15 ناظرہ پڑھیں