



*St. Anthony's High School*

*Faisal Town Lahore*



**Summer Holidays Home Work**

**Play Group 2026**

**Week 14**

To,

The Parents,

1. This booklet contains summer vacation homework for 2026: worksheets.
2. Vacation homework is designed to keep the children usefully engaged connecting the book knowledge with practical life.
3. Parents are requested to support, guide and provide inexpensive material required to complete the work.
4. The work given is to develop skills, innovation and creativity, the work done by anybody except the students will not be checked.
5. Where necessary instructions are given to the child and to the parents to guide and support the child in completing work.
6. We hope this exercise will help children and parents to spend some quantity time together, which they miss during the school days and turn the learning into a joyful experience. Hence we plan the event meaningfully.
7. Do not use expensive material.
8. Email ID of every teacher is mentioned at the end of the page. For any further clarification you can email to [razia@stanthonysft.edu.pk](mailto:razia@stanthonysft.edu.pk), [kiranp@stanthonysft.edu.pk](mailto:kiranp@stanthonysft.edu.pk) [ace@stanthonys.edu.pk](mailto:ace@stanthonys.edu.pk)
9. Please note that you will receive the response of the email within 24 working hours.
10. Make a permanent work place and work time, this will help you bring discipline into your work routine.
11. All the home work should be submitted on 20th, 21st and 22nd of August 2026.
12. Do collect the receipt of the submitted homework.
13. In case of any delay, submit your homework with an application to the coordinator.
14. Any changes to the above will be intimated to you through the website/FB.


## Week 14

### Pre- writing


<b>Week</b>	<b>English</b>	<b>Urdu</b>	<b>Math</b>	<b>EPL (Practical Life)</b>	<b>Sensorial</b>	<b>Life Skills / Parents Role</b>	<b>Bed Time Story</b>	<b>Speaking &amp; Listening Skills</b>
Week 14	Pre Writing	Pre Writing	Pre Writing	Folding napkin	Soft and hard objects touch activity	Say “Please” and “Thank You”	The Thirsty Crow	Speak own name clearly

Use crayons for tracing.

Name: \_\_\_\_\_



# Tracing Practice II



Directions: Trace the lines in each row.

Row 1: Ten vertical dashed lines for tracing.


Row 2: Five dashed circles for tracing.

Row 3: Seven diagonal dashed lines for tracing.



**Primary colors**

Blue, Red and yellow.



## EPL

### Instructions:

- ✓ Place the napkin flat on the table.
- ✓ Hold the corners of the napkin with both hands.
- ✓ Fold the napkin in half carefully.
- ✓ Press the folded edge gently to make it neat.
- ✓ Place the folded napkin in its proper place

## SLOs

- Develop fine motor skills and neatness through napkin folding activity.

## Parents' Role

- Guide and encourage the child to fold the napkin independently.



## Week 15

Week	English	Urdu	Math	EPL (Practical Life)	Sensorial	Life Skills / Parents Role	Bed Time Story	Speaking & Listening Skills
Week 15	Recognition sound a and trace	حرف ا کی پہچان	Recognition number 1 and trace	Arrange shoes properly	Big and small sorting	Parents encourage hand washing	The Lion and Mouse	Listen and repeat simple words


### English

a

---




Urdu




انگور

ا



انار

MATH



EPL

**Instructions:**

- ✓ Find your shoes after taking them off.
- ✓ Place both shoes together as a pair.
- ✓ Put the shoes neatly on the shoe rack

SLOs

- Develop organization and self-care skills by arranging shoes neatly.

👤👤👤 Parents' Role


- Encourage the child to place shoes in the correct place after use.




## Week 16

Week	English	Urdu	Math	EPL (Practical Life)	Sensorial	Life Skills / Parents Role	Bed Time Story	Speaking & Listening Skills
Week 16	Sound a	حرف ا شناخت	Number 1 tracing	Put toys back in basket	Rough and smooth activity	Sharing toys with siblings	The Honest Woodcutter	Speak colors names

### English








apple




aeroplane

Urdu



Math



## EPL

### Instructions:

1. Pick up one toy at a time.
2. Put each toy neatly into the basket.
3. Make sure no toys are left on the floor.
4. Keep the basket in its proper place when finished.
5. Say, "**Clean-up time!**" and enjoy helping.

### SLOs

Students will be able to put toys back in the basket after playing.

### Parent's Role:

Parents should encourage the child to keep toys back in the basket after playtime and praise them for following this good habit.

