




SUMMER HOLIDAYS HOMEWORK



CLASS PREP A/B

Name: _____

Adm# _____



Instructions for holiday's homework

- *The given homework is planned to reinforce the work that students have done in the class.*
- *Parents are requested to guide the child to complete the work themselves. The work done by the elders will not be accepted.*
- *Please encourage the child to write date and day correctly as taught in the class.*
- *Please encourage to do the home work carefully, regularly and neatly.*
- *Use lead pencil only for written work.*
- *Please encourage children to write joining hand writing as they write in the class.*
- *Do not teach any other handwriting pattern except the one taught in the class.*
- *Please keep your books and copies organized.*
- *Marks will be deducted for not using school handwriting pattern and correct formation of letters.*

- *Do encourage your child to read books and story daily.*
- *Clean up after study time.*

- *Do encourage them to practice the life skills taught in the class.*

- *Compile the homework in a book let.*




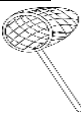











- *Submit holidays homework on the dates mentioned below.*
- *Homework submission date _____*
- *Timing _____*



Week 14

Activity: Reading, listening and writing. Child write the missing letter independently.
Show different pictures and children say the name and spellings.

Day 1. Fill in the missing letter.

u _ _ n 	fa _ _ _ 	l _ _ d  ne _ _
_ _ _  lu _ _ 	_ _ _ in 	
_ _ _ nt 	h _ _ t 	_ _ _ um 
_ _ _ ug 	_ _ _ ag 	t _ _ l 
m _ _ _ ng 	w _ _ t 	p _ _ _ p 

Day 2.

Learn the spellings of any three words for dictation from the words given above and write them below.

_____	_____	_____
_____	_____	_____
_____	_____	_____



Subject: Math's worksheet 2



Week 14



Day 1

Activity: Place some number cards on the floor. Leave some numbers Missing. Children hop and say the missing number.

Complete the numbers in correct sequence.

1							8		10				
15				19		21							27
	30						36						41
						49						54	
57			60										69
				75				79	80				
				89		91							
99	100												



Week 14



Day 2



Spot the differences in the picture. Put a cross on them

Spot the difference

Find 4 differences.






سوال نمبر 1: تصویر کا نام لکھیں



_____ .1



_____ .2



_____ .3



_____ .4



_____ .5



_____ .6



مضمون: اردو ورک شیٹ نمبر 2
سوال نمبر 1 : نٹ کھٹ نو حروف لکھیں ۔

سوال نمبر: 2 کوئی اپنی پسند کا پھل بنا کر رنگ بھریں اور دو جملے لکھیں ۔



Subject: Science worksheet #6



Week 14



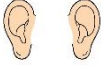
All of us are special.

Activity: Look into the mirror. Can you name the parts of your body?

Tick the correct box.

I have two eyes. 

I clap with my hands. 

I smell with my ears 

I have one nose. 

I walk with thumb. 

Summer Holidays Life Skills Program for Prep Class: (Week 1 Plan)

Theme: Personal Hygiene

Week 14

Activity: Handwashing Practice

Objective: Teach how and when to wash hands properly.

Instructions:

- Use soap and water for 20 seconds.
- Rub hands together for 20 seconds

- *Wet hands with clean, running water*
- *Apply child-friendly soap*
- *Rub hands together for 20 seconds (sing "Happy Birthday" twice)*
- *Scrub between fingers, backs of hands, and under nails*

Activity: Teeth Brushing Practice

Objective: Promote daily tooth brushing in a fun way.

Instructions:

1. *Use pea-sized amount of fluoride toothpaste*
2. *Brush in small circles on all tooth surfaces*
3. *Clean front, back, and chewing surfaces*
4. *Brush for 2 minutes (use sand timer or song)*
5. *Spit out toothpaste (no rinsing)*

Evaluation:

- *Does the child wash hands, brush teeth, etc., regularly?*
- *Watch them brush properly*
- *Check if they brush all teeth*
- *Make sure they brush for two minutes*
- *Praise them for good job*
- *Applies soap without assistance*
- *Covers entire hands with lather*
- *Washes palms, backs of hands, between fingers, and under nails*
- *Maintains scrubbing for full 20 seconds (uses timing method correctly)*

Parent's Role:

- ✓ *Be a role model – Practice hygiene together.*
- ✓ *Encourage effort – Don't expect perfection.*
- ✓ *Use praise and fun – Make routines enjoyable.*
- ✓ *Be consistent – Daily practice builds habits.*



Article
Uses of A/An

Week 15 Day 1.

Read the following words and write a/an in the column.

Draw Pictures.

book, egg, mango, apple, spoon, ant, toy, orange, cat, owl,

Instruction; Help children to use 'a' and 'an' correctly in daily life

<i>a or an</i>	<i>pictures</i>
<i>e.g. a book</i>	

Speaking Activity.

Practice 5 sentences daily using a/an.

Choose any two words and write your own sentences e.g. This is a book.

This is an ant. I see an ant.



Week 15

Day 2.

Read the sentences the sentences. Circle all the words with a/an.

Circle 'a' in blue and circle 'an' in red.

Ann has a doll and a book.



Ann eats an apple.



She sees an ant on a log.



Draw any one things with 'a' and 'an' in the box.



Week 15.

Match the following numbers with pictures and color them.

6




4



10




3



1



8



مضمون اردو ورک شیٹ نمبر: 3
پہلا دن

ہفتہ نمبر 15

سوال نمبر

1: حروف کو ملا کر الفاظ بنائیں۔

جوڑ	توڑ
	ت - ب
	س - و
	دھ - و
	کھ - ا
	ج - ا - ل - ی
	ٹ - ا - ٹ
	بھ - ر
	س - ب

دوسرا دن:

دیے گئے الفاظ کو املا کے لیے یاد کریں اور لکھیے۔


کوٹ ، آٹا ، ہاتھ ، گاڑی

.....



Let's read and color

1. The sun is yellow.
2. I saw a blue bird in the sky.
3. The grass is green.
4. There is an owl on the fence.
5. The owl is orange and the fence is gray.
6. The flowers are red.



Summer Life Skills Program for Class Prep

Week 15 Plan

Theme: Face and Eye Care

Activity: Washing Face

Objective: Encourage face washing to keep clean and fresh.

Instructions:

- *Use clean water and mild soap*
- *Wash face after waking up and before bed*
- *Pat dry with clean towel*

Activity: Eye Cleanliness

Objective: Teach how to keep eyes safe and clean.

Instructions:

- *Avoid rubbing eyes with dirty hands*
- *Use clean tissues to wipe*
- *Keep hair away from eyes*

Activity: Towel Hygiene

Objective: Promote the use of personal clean towels.

Instructions:

- *Use only your own towel*
- *Hang towel to dry after use*
- *Replace towel every 2-3-day*

✓ Be a role model – Practice hygiene together.

✓ Use praise and fun – Celebrate efforts.



Subject: English worksheet



Week 16.

Activity: show simple pictures and ask sentences.



Children will make sign tick or cross.

Read and tick the correct word in the box.

<p><i>This is a</i></p> <p><input type="checkbox"/> <i>cat</i> </p> <p><input type="checkbox"/> <i>dog</i></p>	<p><i>This is my</i></p> <p><input type="checkbox"/> <i>bag</i> </p> <p><input type="checkbox"/> <i>bee</i></p>
<p><i>I see three</i></p> <p><input type="checkbox"/> <i>stars</i> </p> <p><input type="checkbox"/> <i>moon</i></p>	<p><i>This is a</i></p> <p><input type="checkbox"/> <i>bus</i> </p> <p><input type="checkbox"/> <i>car</i></p>

Day 2: Book 'The Radiant Way'

Read page no; 6, learn spellings of any three words for dictation and write them below.



Subject: Maths worksheet



Week 16 Day 1

Activity: visit to your nearest park and count the bricks backward.



Complete the Backward counting. 50 to 0

50		48		46
	44		42	
40		38		36
	34		32	
30		28		26
	24		22	
20		18		16
	14		12	
10		8		6
	4		2	

Week 16

Day 2

Activity: Find any four object in your room that are long, longer, and longest.


*Look at the pictures and color the longest pencil, yellow, longer blue
longest green.*



Long




Longer



Longest

Draw a longer snake and color it.



مضمون اردو : ورک شیٹ
پہلا دن

ہفتہ نمبر: 16

سوال نمبر: 1 آپ اپنے گھر میں پائے جانے والی **ی** کی آواز سے
کوئی سسی پانچ چیزوں کے نام لکھیں اور ان کی تصویر بنائیں۔

_____ . 1

_____ . 2

_____ . 3

_____ . 4

_____ . 5

دوسرا دن

ی کے الفاظ سے جملے بنائیں۔

جملے

الفاظ

دادی

روٹی


پانی

-چابی

مالی



Week 16



Activity: Who am I?


1. What is your name?

2. How old are you?

3. What is your favorite fruit?

4. What is your favorite color?

Draw the correct number of candles for your birthday cake.



Summer Life Skills Program for class prep

Week 16 Plan

Theme: Healthy Hygiene Habits

Activity: Sneezing and Coughing Etiquette

Objective: Teach manners for preventing the spread of germs.

Instructions:

- *Use tissue or elbow to cover mouth and nose*
- *Throw tissue in bin right away*
- *Wash hands after sneezing/coughing*

Activity: Daily Hygiene Checklist

Objective: Build healthy daily hygiene routines.

Instructions:

- *Morning: Brush teeth, wash face, comb hair*
- *Before meals: Wash hands*
- *Evening: Bath, change into clean clothes*

Activity: Clean Surroundings

Objective: Encourage keeping personal space clean.

Instructions:

- *Put toys and clothes back in place*
- *Wipe table or desk after use*
- *Help tidy up play area*

Evaluation:

- *Do they follow morning and bedtime routines?*
- *Do they cover mouth when sneezing/coughing?*
- *Do they help keep their space clean?*

Parent's Role:

- ✓ *Be a role model – Practice hygiene together.*
- ✓ *Encourage effort – Let them try on their own.*
- ✓ *Use praise and fun – Celebrate efforts.*
- ✓ *Be consistent – Daily practice builds habits.*